


2020 MODEL YEAR



STILL BUILDING LEGENDS... ONE AT A TIME.™

Ranger[®] BOATS

rangerboats.com

BASS BOATS
FISH-N-PLAY
MULTI-SPECIES
RANGER TRAIL[®] TRAILERS







*Tradition. Memories. Excellence. These are intangibles that make a tangible difference in the quality of our lives. Each of these come standard with every Ranger® boat, and like a Ranger, each is worth passing on to the next generation. Our tradition and longevity are born of a strict adherence to the guiding principles laid out in the Ranger Five Star Advantage®, the promise that assures our customers they're getting the best **Quality** boat held to the highest **Safety** standards through rigorous **Innovation** that delivers unparalleled all-around **Performance**, resulting in a stronger **Resale Value**. Our passion for perfection is on display across every inch of each boat thanks to a clear focus, brilliant designs and superb craftsmanship.*

Whether you get on the water to wind down, ramp it up or chase your favorite fish, you want the experience to be memorable, free of worry and full of fun. Give yourself the ultimate advantage and ultimate ownership experience with Ranger. Every Ranger boat is steeped in a legendary legacy and filled with the latest innovations to give you unparalleled peace of mind, performance and pride of ownership.



YOUR DREAM. OUR PASSION. #RANGERPRIDE



CONTENTS

4-9
Ranger Five Star Advantage®

10-23
Z-Comanche® Series

24-31
Z500 / Z100 Series

32-41
Reata® Series

42-55
Multi-Species Series

56-59
Custom Color Choices

60-67
Features & Accessories

68-69
Ranger Cup®





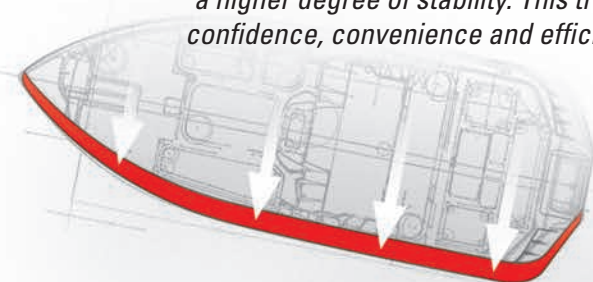
Beneath the gunnel, bow contours of every design push waves and spray away from the interior, delivering a dry and responsive ride.



Throughout years of testing and refinements, Ranger® hulls have come to represent the pinnacle of smooth and precise handling for peak all-around performance.




Ranger® beams are drawn outward to deliver noticeably larger deck space, considerably larger storages and a higher degree of stability. This translates to greater confidence, convenience and efficiency on the water.



Each strake in the hull is filled by a rebar-like stress-directed fiberglass rope to bolster rigidity even further.



Ranger® decks feature deeper drain channels to more quickly evacuate water from the deck to the central bilge. Triple-lip seals around storages keep moisture at bay even in the worst downpours.




UNLEASH NEXT-LEVEL PERFORMANCE.

Having a purpose gives you drive, and drive is what gets you up in the morning to set out and achieve your goals. Our goal and purpose is to craft the best all-around performing boats on the water, and we're driven with a dedication to domination.

Each Ranger® is tailored for peak all-around performance from the running surface to the top cap, bow to transom and everything in between. Our performance starts with innovations at the drawing board and trickles down throughout the manufacturing processes that are executed by the most knowledgeable and dedicated builders in the business. We hold ourselves to a higher standard throughout every step of construction and use only the finest materials and methods. The result is quality that continues to lead the industry, while our ceaseless research and innovations ensure that it'll stay that way.

From the time you drop the hammer to when you put it on the trailer, our quality and performance-driven designs are always on display. Ranger... Unleash Next-Level Performance.

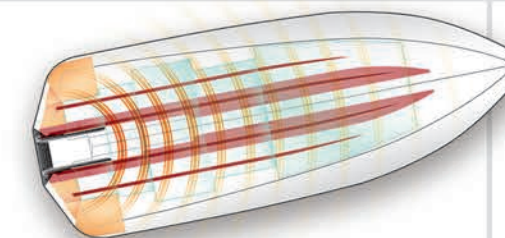


From technology to horsepower, Ranger® Boats are available with a wide variety of outboards.

Inside the hull of every Ranger® boat lies a master's class of engineering design. Through finite element analysis and decades of real-world, on-the-water experience we've learned to place an assortment of specialty fiberglasses throughout the hull in specific zones to respond to various demands on the boat. This "zone tempering" beefs up high-stress areas to prevent fatigue over time and deliver unsurpassed rigidity year after year.



Ranger's Rite-Track Keel® delivers easy and efficient boat control. This exclusive design keeps more of the hull in the water when you're fishing so you can focus on the fish rather than fighting wind and waves. This unique design also makes operating at speed smoother and easier.



The advanced superstructure inside every Ranger® is the bedrock of our quality and longevity. It serves to isolate the deck from vibrations, soak up punishing waves, deaden sounds and insulate the entire hull. This inner strength translates to smooth, responsive handling, stability and our legendary one-piece feel.

With our exclusive Interloc Construction standards, the entire internal framework is designed to function and feel like one solid piece.



Deck Retractable Rod Storage
Tournament Measuring Bait
Drink Holders
Rain Plug
CUSTOM DETAILS
Power Ventilation Rod Storage
Steel Compression Lid Locks
Integrated Engine Start-Block


INNOVATION
QUALITY
RESALE VALUE
SAFETY • PERFORMANCE

CRAFTSMANSHIP
Ignition Switch
Panel
Multi-Point Locking System
Homes
Duty

Painted Primer, Ventilation Rod Storage
Shockless Steel Compression Lid Locks
Ignition Switch
Panel
Multi-Point Locking System
Homes
Duty




Ranger® Signature Quality is a nod to our obsessive drive to improve upon every aspect of what we do. It's a commitment that's not limited by the time clock and it's forever focused on delivering a better product every time.



Heavy-duty 6-gauge wiring


Our heavy-duty 6-gauge trolling motor wiring delivers stronger, more efficient power than the more commonly used 8-gauge stock.

ATTENTION TO DETAIL™



Wet, stagnant storage boxes are a surefire recipe for rusted gear. However, Ranger® owners can combat this with our patented Power Ventilation Rod Storage™ system. Powerful fans circulate air through closed boxes to dry out gear after a soggy day on the lake.

Many companies use cheap, flimsy rotomolded plastic storage boxes. Ranger® storage boxes are made of gelcoat-lined fiberglass created via a closed-cavity bag molding process that delivers greater strength and rigidity. Like every part of a Ranger, our boxes are built to last.



THE FIRST NAME IN QUALITY, THE LAST WORD IN CRAFTSMANSHIP™



At Ranger®, impeccable quality begins from within; within our walls, our workforce, and our boats. Ranger designs, methods and materials ensure that each finished product boasts legendary strength and quality from Day 1.

Our stronger-than-steel pultruded fiberglass material combines with signature flotation foam to form the essence of our strength, but it isn't merely components that make a Ranger stand head and shoulders above the competition. It's our skilled and dedicated craftsmen and women who make Ranger boats come to life.




Quality at the Ranger level translates to more confidence and enjoyable times on the water; you'll never hesitate when it comes to your boat and its abilities. It also means that if you decide to sell your Ranger, you can be certain it'll treat you right when money changes hands. It's just another reason why so many never leave the Ranger family once they join. Ranger Boats: The First Name In Quality, The Last Word In Craftsmanship™.



Your Ranger® is built to the highest standards and has a warranty to match. See your local dealer to find out how easy it is to build, run and cover the rig of your dreams.

Pultruded reinforcement delivers maximum rigidity.



According to Flake-Wilkerson survey

Ranger Trail®
No matter how much you fish, your Ranger® likely spends significant time on its trailer. That's why we put the same level of care and dedication into each Ranger Trail® trailer as we do our boats. Pressure-treated, form-fitting bunks cradle your boat for years while high-performing and smooth-riding torsion axles smooth out bumps and potholes. Visit Rangerboats.com for more information.



Ranger Trail®

WHEN YOU SEE WHAT WE'RE MADE OF, NOTHING ELSE MAKES THE CUT.



BROAD BEAM STABILITY

Ranger® designs are created to deliver unrivaled stability and solidity whether you're peering into a bass' bed in inches of water or duking it out on rollers. Our Broad Beam Stability™ gives you a stable platform for maximum stability wherever you are.

Ranger® designs are created to deliver unrivaled stability and solidity whether you're peering into a bass' bed in inches of water or duking it out on rollers. Our Broad Beam Stability™ gives you a stable platform for maximum stability wherever you are.



We took a production Ranger® and cut away critical pieces of the deck and hull to invite disaster when it met water. But as you can see, no such thing happened with this boat or has ever happened with any Ranger cut-away boat. For years we've launched these modified rigs, put them up on pad, came down and fished them for hours over hundreds of feet of water and driven them back onto the trailer successfully. Plus, each boat floats level with no counterweight necessary to our lone angler. Each cut-away is a sacrifice to demonstrate the confidence we have in our designs as well as to show you the level of safety – and quality – you're getting for your dollar.



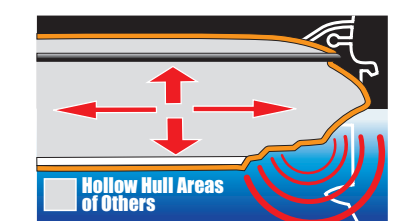
QUIET™ Strength Catches Fish
We talk about our signature foam flotation because it's the foundation upon which our legendary One-Piece Feel Interloc Construction® is built. Besides its unitizing and buoyancy properties, it delivers unmatched stealth in shallow water thanks to sound-deadening capability.



Unlike others who deliberately choose to leave vast inner hull and deck cavities empty, the extra foam in a Ranger® delivers noticeably stronger, quieter and more solid performance. Hollow hull and deck areas of others create more noise and offer less structural support.

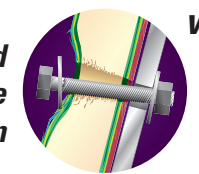


Regardless of the size or type, your dream rig is covered by our commitment to deliver you even greater satisfaction and lasting peace of mind.



Pound for pound, our patented pultruded fiberglass material is stronger than steel. This "superglass" is in our transoms — and no one else's. Other manufacturers use foam composites that weaken over time, but pultrusion delivers unmatched screw retention, longevity and strength for the long haul.

Weakened Foam Composite Transom



vs.



Unmatched Strength Of Our Pultruded Transom

Z-COMANCHE SERIES

For years, our flagship Z-Comanche® line of bass boats have stood as the gold standard for what peak all-around performance looks and feels like. This year, our 52nd, is no different. We've revamped color palettes, upped horsepower and redoubled our efforts to continue the rich tradition of excellence set forth decades ago. It's here where old-world craftsmanship meets new-age capability.

The Ranger® Z-Comanche Series exceeds expectations and surpasses the competition from every angle and across every inch, inside and out. With endless refinement, each new Ranger is built upon the lessons its predecessors have taught, creating an ever-evolving lineup of superior boats we're proud to say not only stand the test of time, but define an industry. Sleek designs and unwavering strength elevate every aspect of your game and command a presence that's undeniable.

*The Ranger Z-Comanche Series:
Innovation Accelerated.*

THE RANGER Z-COMANCHE SERIES: INNOVATION ACCELERATED.



Z521L Z520L Z519L Z518L Z521c/Z520c



COLORS SHOWN: Inside Deck – Red Mist • Consoles – Fox Fire Red Mist
 • Top Deck – Fox Fire Red Mist • Outside Deck / Hull – Performance White Gel
 • Stripes – Red Mist / Fox Fire Red Mist / Red Mist • Pins – Silver Anniversary Mist
 • Water Line – Red Mist • Bottom – Jet Black Gel • Carpet – Shadow Gray
 • Seats – Reflex Charcoal / Silver Weave / Trex Black / Regal Red X Pins
 Photographs may show optional equipment.



When you demand all-out performance, commanding control and formidable fishability, the Ranger® Z521L answers the call. Boasting an all-new 300-horsepower rating, the Z521L rests atop a running surface that is the perfect blend of speed, agility and rough water capability for unmatched precision. The layout is a masterpiece of efficiency, convenience and comfort with

SRS Soft Ride Seating®, dual rod boxes and digital switching. A massive padded front casting deck delivers space and stability while huge storages ensure you don't have to leave anything at the dock. Legendary Ranger quality is baked in from stem to stern for absolute strength and confidence that combine to form the apex of bass boat performance, technology and style.



Z521L

CAPACITIES

Hull Length:	21' 8"
Beam:	98"
Max HP:	300
Fuel Capacity:	51 Gal.
Approx. Boat Weight:	1,950 lb.
Rod Box Lengths:*	
Port:	8' Starboard: 7'
Center Row 1:	9' Row 2: 8' 6"

KEY FEATURES

- Legendary Style And Performance
- Premium Bucket Seats
- Power Ventilation Rod Storage™
- Full-Featured Console
- Integrated Engine Setback

PRICED TO BE YOURS®
\$73,395†

More specifications and standard features shown on page 60.

"The L Series designs are AMAZING! From **LAYOUT** to **PERFORMANCE**, these rigs take **LEADERSHIP** to a new level."

Scott Martin ♦
 TV Host & Champion Tournament Angler



† 2020 MODEL PRICED AS A STANDARD PACKAGE WITH Mercury® 250 L Pro XS FourStroke.
 (MSRP - Actual dealer price may vary. See your authorized Ranger® dealer for more details. Does not include tax, title, prep, tariff and destination charges. All prices shown in U.S. dollars.)
 * Maximum length listed. Some tubes might be shorter due to available space. ♦ Scott Martin Image Courtesy of Kyle Wood / FLW



*COLORS SHOWN: Inside Deck – Dark Plum Mist • Consoles – Silver Anniversary Mist
 • Top Deck – Performance White Gel • Outside Deck / Hull – Silver Anniversary Mist
 • Water Line – Dark Plum Mist • Stripes – Dark Plum Mist / Performance White Gel / Dark Plum Mist
 • Pins – Sunfire Mist • Bottom – Jet Black Gel • Carpet – Shadow Gray
 • Seats – Reflex Charcoal / Silver Weave / Dark Plum / Classic Gold Pins (Color Option: H)
 Photographs may show optional equipment.*

The Ranger® Z Comanche® L Series are the only boats as serious about tournament fishing as you, and the Z520L is the rig many top professionals rely on to get them to the fish and back quickly, safely and comfortably. The Z520L was designed to be the most performance-minded, angler-friendly and feature-rich rig in the 20-foot class. Mash the gas and the Z520L jumps out of the hole and the responsive hull makes crossing wakes at full tilt a breeze. The colossal, padded casting

deck is ripe with ample storage and the bow can hold a 12-inch graph while the console can house a 16-inch screen. The hull, deck and console are designed to set you apart on the water with added convenience and fishability. Ranger continues to redefine the ultimate bassin' rig and the Z520L is crafted with tournament-proven DNA that has set the bar for the past 50 years. The Ranger Z520L. From takeoff to last light, this rig exudes peerless performance and style.



Z520L

CAPACITIES

Hull Length:	20' 11"
Beam:	97"
Max HP:	250
Fuel Capacity:	51 Gal.
Approx. Boat Weight:	1,850 lb.
Rod Box Lengths:*	Port: 8'
	Center Row 1: 8' 6" Row 2: 8'

KEY FEATURES

- Custom-Matched Trailer
- Adjustable Driver/Passenger Seats
- Padded Casting Deck
- Superior Edge-To-Edge Stability
- Custom, Handmade Seating

PRICED TO BE YOURS®
\$71,895†

More specifications and standard features shown on page 60.

"All-day COMFORT, SMOOTH, SOLID PERFORMANCE and MAXIMUM FISHABILITY: My Z520L DELIVERS!"

Jordan Lee ♦
 Champion Tournament Angler



† 2020 MODEL PRICED AS A STANDARD PACKAGE WITH Mercury® 250 L Pro XS FourStroke. (MSRP - Actual dealer price may vary. See your authorized Ranger® dealer for more details. Does not include tax, title, prep, tariff and destination charges. All prices shown in U.S. dollars.)
 * Maximum length listed. Some tubes might be shorter due to available space. ♦ Jordan Lee Image Courtesy of Major League Fishing



Z521L Z520L

FLW EDITION COLORS SHOWN: Inside Deck – Fox Fire Red Mist
 • Consoles – Fire Red Mist • Top Deck – Fire Red Mist • Deck Pins – Silver Anniversary Mist
 • Outside Deck / Hull – Fox Fire Red Mist • Water Line – Silver Anniversary Mist
 • Stripes – Fire Red Mist / Alloy Mist / Fire Red Mist • Hull Pins – Silver Anniversary Mist
 • Bottom – Jet Black Gel • Carpet – Shadow Gray
 • Seats – Dark Charcoal / Steel Weave / Fire Red / Silver X Pins



Z500L
RANGER CUP®

Z521L \$77,895*

Z520L \$76,495*

*2020 MODEL PRICED AS A STANDARD PACKAGE WITH Mercury® 250 L Pro XS FourStroke.

(MSRP - Actual dealer price may vary. See your authorized Ranger® dealer for more details. Does not include tax, title, prep, tariff and destination charges. All prices shown in U.S. dollars.)
 †Z521L Available w/ Mercury® 300 L Pro XS FourStroke for \$81,395

1. Lowrance® HDS-12 LIVE @ Bow
2. Minn Kota® Ultrex 112 US Trolling Motor
3. (3) Trolling Motor Batteries
4. Mercury® 250 L Pro XS FourStroke
5. (2) 8' Power-Poles
6. Remote Pump-Out
7. Challenger Wheel Upgrade



Lowrance® HDS-12 LIVE



Dual Pro® 15x4 Battery Charger



Hot Foot



Trim Lever



Available on the Z521L and Z520L, the L Series Ranger Cup® Equipped package includes many of today's popular upgrades that add even more value and capability to the most hardcore tournament-ready machines on the water.

"These rigs are **ALL BUSINESS** with a **PROVEN LAYOUT, PRO-GRADE FEATURES** and **TOP-END PERFORMANCE.**"

Jeremy Lawyer
 Champion Tournament Angler



Visit Rangerboats.com or see your local Ranger® dealer for even more details. Photographs may show optional equipment.



COLORS SHOWN: Inside Deck – Carbon Mist • Consoles – Carbon Mist
 • Top Deck – Eclipse Onyx Mist • Outside Deck / Hull – Silver Anniversary Mist
 • Water Line – Carbon Mist • Stripes – Carbon Mist / Eclipse Onyx Mist / Carbon Mist
 • Pins – Anniversary Red Mist • Bottom – Jet Black Gel • Carpet – Shadow Gray
 • Seats – Dark Charcoal / Silver X / Black Metallic / Cherry X Pins (Color Option: B)
 Photographs may show optional equipment.

The Z519L's wide, stable beam boasts a tour-grade layout and delivers the stability, performance and confidence only Ranger® can provide. Exceptional fishability comes by way of a huge padded front deck with an 8' center rod locker and flush-mounted bow electronics. Highlighting the cockpit is a bold console with a full complement of gauges and

capability to carry 15" screens, along with plush seats covered in premium, marine-grade upholstery and co-angler rod storage. The back deck features a timed, aerated and divided livewell nestled between monster storage boxes and just fore of the battery box. With a full palette of custom color options and the outboard of your choice, the Z519L is the go-to tournament rig for those who refuse to lose.



Z519L

CAPACITIES

Hull Length:	19' 9"
Beam:	97"
Max HP:	225
Fuel Capacity:	39 Gal.
Approx. Boat Weight:	1,750 lb.
Rod Box Lengths:*	Port: 8' Center: 8'

KEY FEATURES

- Gelcoat-Lined, Insulated Cooler
- Bold Styling
- Precision Steering
- Full-Featured Helm
- Remote Drain Plug

PRICED TO BE YOURS®
\$62,795†

More specifications and standard features shown on page 60.

"This boat has **HIGH-PERFORMANCE** written all over it, with **PRO-GRADE** style and features to match."

Bryan Thrift ♦
 2019 FLW Cup Champion



† 2020 MODEL PRICED AS A STANDARD PACKAGE WITH Mercury® 225 L FourStroke. (MSRP - Actual dealer price may vary. See your authorized Ranger® dealer for more details. Does not include tax, title, prep, tariff and destination charges. All prices shown in U.S. dollars.)
 * Maximum length listed. Some tubes might be shorter due to available space. ♦ Bryan Thrift Image Courtesy of Anglerschannel.com

BLACK OUT EDITION COLORS SHOWN: Inside Deck – Eclipse Onyx Mist
 • Consoles – Eclipse Onyx Mist • Top Deck – Black Mist • Outside Deck / Hull – Eclipse Onyx Mist
 • Water Line – Silver Anniversary Mist • Stripes – Carbon Mist / Black Mist / Carbon Mist
 • Pins – Silver Anniversary Mist • Bottom – Jet Black Gel • Carpet – Shadow Gray
 • Seats – Dark Charcoal / Steel Weave / Trex Black / Silver X Pins
 Photographs may show optional equipment.



Z518L

A 200-horsepower rating and full complement of tournament-ready features get you up to speed quickly in the Z518L. The pro-grade layout is all business with high-end touches from the handmade seating and padded front casting deck to big-screen capability at the console and bow. Its broad, stable beam carries a full array of gear from 8-foot rods to a world of tackle and 39 gallons

of fuel. The agile hull slices through chop with commanding control for maximum confidence and a smooth, dry ride. Standard features include a recessed trolling motor pedal, Ranger Trail® trailer, LED compartment and navigation lights, Lowrance® electronics and an on-board battery charger. At every level, the Ranger Z518L delivers big-boat performance and big-time value.



CAPACITIES

Hull Length:	18' 10"
Beam:	97"
Max HP:	200
Fuel Capacity:	39 Gal.
Approx. Boat Weight:	1,650 lb.
Rod Box Lengths:*	Port: 8' Center: 8'

KEY FEATURES

- Big Performance In A Compact Size
- Integrated Tackle And Tool Storage
- Foam-Filled Construction
- Timed, Aerated, Divided Livewell
- Flush-Mounted Electronics

PRICED TO BE YOURS®
\$49,095†

More specifications and standard features shown on page 60.

"The Z518L's LAYOUT, STORAGE and PERFORMANCE defy its size."

Wesley Strader ♦
 Champion Tournament Angler



† 2020 MODEL PRICED AS A STANDARD PACKAGE WITH Mercury® 200 L FourStroke. (MSRP - Actual dealer price may vary. See your authorized Ranger® dealer for more details. Does not include tax, title, prep, tariff and destination charges. All prices shown in U.S. dollars.)
 * Maximum length listed. Some tubes might be shorter due to available space. ♦ Wesley Strader Image Courtesy of Major League Fishing



Z521c Z520c

ALL AMERICAN EDITION COLORS SHOWN: Inside Deck – Performance White Gel
 • Consoles – Fire Red Mist • Top Deck – Fox Fire Red Mist • Deck Pins – Silver Anniversary Mist
 • Outside Deck / Hull – Fire Red Mist • Water Line – Performance White Gel
 • Stripes – Fox Fire Red Mist / Performance White Gel / Fox Fire Red Mist
 • Hull Pins – Silver Anniversary Mist • Bottom – Jet Black Gel • Carpet – Shadow Gray
 • Seats – Reflex Charcoal / Fire Red / Trex Black / Silver X Pins



Z500c
RANGER CUP®

Z521c \$73,795*

Z520c \$72,595*

* 2020 MODEL PRICED AS A STANDARD PACKAGE WITH Mercury® 250 L Pro XS FourStroke.

(MSRP - Actual dealer price may vary. See your authorized Ranger® dealer for more details. Does not include tax, title, prep, tariff and destination charges. All prices shown in U.S. dollars.)

1. Lowrance® HDS-9 LIVE @ Bow
2. Minn Kota® Fortrex 112 US Trolling Motor
3. (3) Trolling Motor Batteries
4. Mercury® 250 L Pro XS FourStroke
5. (2) 8' Power Poles
6. Trailer Parking Brake
7. Challenger Wheel Upgrade



Lowrance® HDS-12 LIVE



The Oxygenator® Livewell System



Dual Pro® 15x4 Battery Charger



Battery Gauge (with Dual Pro® Only)



The Z521c and Z520c Ranger Cup® Equipped models combine the legendary standard features the Z500 Comanche® Series is known for, packaged with tournament-inspired upgrades to give you the ultimate competitive advantage.

"These Ranger Cup® Equipped models have **EVERYTHING YOU NEED** to dive right into **ANY CIRCUIT.**"

Chris Johnston ♦
 Champion Tournament Angler



See page 60 for even more details or visit your local Ranger® dealer.

Photographs may show optional equipment. ♦ Chris Johnston Image Courtesy of Seigo Saito/B.A.S.S.

Z500/Z100 SERIES

We think everyone deserves the thrill and satisfaction of owning a Ranger®, and because we don't make sacrifices, we don't expect you to, either. That's why the Z500/Z100 Series boasts high-end Ranger DNA that matches your budget. These rigs are precision engineered for the Ultimate Ownership Experience™ that delivers legendary Ranger designs, craftsmanship and quality in a package that's tailor-made for you — and your wallet.

You'll find familiar layouts, construction and features in each Z500 and Z100 from the pultruded fiberglass transom and foam-filled core to the legendary running surfaces. Inside, premium seats, Lowrance® electronics, and a Minn Kota® trolling motor get you right in the game. The roomy interiors are proven at the highest levels of competition and feature fast-drain decks, a recessed trolling motor pedal, built-in bow navigation lights and a full array of instrumentation. No matter how you slice it, the Z500/Z100 Series lets you Seize Your Dreams And All That Comes With Them™.

SEIZE YOUR DREAMS... AND ALL THAT COMES WITH THEM.™



Z519

Z518

Z185

Z175



Power and control are hallmarks of Ranger boats, and the Z519 is a standout performer both on pad and the trolling motor. With a precision-sculpted hull and the utmost in fishability stem to stern, this rig outclasses the competition at every turn. The huge casting deck delivers stability for multiple anglers along with oversized storage boxes and an 8-foot rod locker.

The tournament-style livewell is timed, recirculated and aerated while the whole rig is motivated by 225 horses. The cockpit boasts handmade seating and the console features membrane-style switching and the ability to flush-mount screens up to 12". Top it off with the accessories of your choice and a Ranger Trail® trailer and you've already got one foot in the big leagues.



CAPACITIES	
Hull Length:	19' 9"
Beam:	97"
Max HP:	225
Fuel Capacity:	39 Gal.
Approx. Boat Weight:	1,750 lb.
Rod Box Lengths:*	Port: 8' Center: 8'

KEY FEATURES
<ul style="list-style-type: none"> • Built-In Navigation Lights • Insulated Cooler • Integrated Tool And Tackle Holders • Lockable Storage Boxes • Upright, Level Flotation
<p>PRICED TO BE YOURS® \$50,095†</p>
<p>More specifications and standard features shown on page 61.</p>

Z519

"The features, **PERFORMANCE** and **FISHABILITY** of the Z519 are **SIMPLY AMAZING** on every level!"

Brett Hite ♦
 Champion Tournament Angler



† 2020 MODEL PRICED AS A STANDARD PACKAGE WITH Mercury® 225 L FourStroke. (MSRP - Actual dealer price may vary. See your authorized Ranger® dealer for more details. Does not include tax, title, prep, tariff and destination charges. All prices shown in U.S. dollars.)
 * Maximum length listed. Some tubes might be shorter due to available space. ♦ Brett Hite Image Courtesy of Major League Fishing

*COLORS SHOWN: Inside Deck – Performance White Gel • Consoles – Shadow Mist • Deck Pins – Nassau Blue Mist
 • Outside Deck – Shadow Mist • Hull – Shadow Mist • Stripes – Nassau Blue Mist / Performance White Gel / Nassau Blue Mist
 • Hull Pins – Silver Anniversary Mist • Bottom – Performance White Gel • Carpet – Shadow Gray
 • Seats – Dark Charcoal / Trex Blue / Steel Weave / Silver X Pins
 Photographs may show optional equipment.*



Z518

For 2020, the Z518 gets a huge boost of power with an all-new 200-horsepower rating that makes it even more capable. Beyond a blistering holeshot, the Z518 boasts a proven layout that's favored by those looking for all-out fishability in a smaller size. The pro-driven interior features full-size storages including two 8' rod boxes, an insulated cooler and lockable closures. At the

bow, a standard trolling motor foot pedal recess and integrated tool and drink holders make long days easier, while 12" screens can be flush-mounted. Confidence and strength come by way of a full dose of our signature closed-cell flotation foam for a smooth, solid ride. With Ranger® quality and performance standard and a full roster of options available, the Z518 delivers pro-grade proficiency.



CAPACITIES

Hull Length:	18' 10"
Beam:	97"
Max HP:	200
Fuel Capacity:	39 Gal.
Approx. Boat Weight:	1,650 lb.
Rod Box Lengths:*	Port: 8' Center: 8'

KEY FEATURES

- Custom-Matched Ranger Trail® Trailer
- Big Capability In A Compact Size
- Rite-Track Keel®
- Integrated Tool & Cup Holders
- Custom-Matched Upholstery

PRICED TO BE YOURS®
\$39,095†

More specifications and standard features shown on page 61.

"For a **BUDGET-FRIENDLY, TOURNAMENT-READY** performer, you **DON'T NEED TO LOOK ANY FURTHER** than the Z518."

Mike McClelland ♦
 Champion Tournament Angler



† 2020 MODEL PRICED AS A STANDARD PACKAGE WITH Mercury® 150 L FourStroke. (MSRP - Actual dealer price may vary. See your authorized Ranger® dealer for more details. Does not include tax, title, prep, tariff and destination charges. All prices shown in U.S. dollars.)
 * Maximum length listed. Some tubes might be shorter due to available space. ♦ Mike McClelland Image Courtesy of Major League Fishing

BUILD AND PRICE Your Ranger Dream Rig at
RANGERBOATS.COM

COLORS SHOWN: (Color Option: C) See page 58.
 Photographs may show optional equipment.

The Ranger® Z185 and Z175 deliver big value and features in economical sizes that tow, stow and fish easily. Edge-to-edge stability is delivered by way of a broad beam, foam-filled hull and a Rite-Track Keel® for superior fishability. An integrated engine setback ramps up responsiveness at holeshot and pairs with a finely tuned hull for a spirited ride and agile handling. These rigs give up nothing in comfort with bolstered seating, ample legroom and a trolling motor foot pedal recess. Lockable storage boxes feature thick seals and deep drain channels to keep your gear dry, organized and accessible. With a custom-made Ranger Trail® trailer, the Z185 and Z175 feature a legendary pedigree with big features and a big attitude.



\$35,595[†]

Z185

\$29,795[†]

Z175



Z185 | Z175

More specifications and standard features shown on page 64.

Z185 CAPACITIES


Hull Length:	18' 8"
Beam:	96"
Max HP:	150
Fuel Capacity:	33 Gal.
Approx. Boat Weight:	1,575 lb.
Rod Box Lengths:*	Port: 7' 6" Center: 8'

Z175 CAPACITIES

Hull Length:	17' 6"
Beam:	92"
Max HP:	115
Fuel Capacity:	23 Gal.
Approx. Boat Weight:	1,250 lb.
Rod Box Lengths:*	Port Row 1: 7' 6" Row 2: 8'

"LOADED with FEATURES & a custom-matched trailer, the only thing ENTRY LEVEL ABOUT THESE BOATS IS THE PRICE."

Wade Middleton
 TV Host, Veteran Angler & Outdoorsman



[†] 2020 MODEL PRICED AS A STANDARD PACKAGE WITH Z185: Mercury® 150 L FourStroke. Z175: Mercury® 115 ELPT Pro XS FourStroke Command Thrust. (MSRP - Actual dealer price may vary. See your authorized Ranger® dealer for more details. Does not include tax, title, prep, tariff and destination charges. All prices shown in U.S. dollars.)
 * Maximum length listed. Some tubes might be shorter due to available space.

PRICED TO
 BE YOURS[®]

REATA
SERIES

We believe there's no better place to make memories than on the water. That's why we've designed the Ranger® Reata® series to take full advantage of every activity you enjoy. Take to the lake in the ultimate family fun machine that's equally at home pulling a wakeboard or hauling a livewell of keepers. Every Reata is built with winning Ranger lineage, performance and quality to make the most of your time together.

Plush, handcrafted comfort and premium amenities are complemented by extraordinary attention to detail, an ultra-smooth, dry ride and unmatched versatility. Thoughtful and inclusive layouts are designed to handle skis, fishing rods, tubes and tackle either simultaneously or separately. Lowrance® electronics, a Minn Kota® trolling motor, a marine stereo and hydraulic steering put you in command of every adventure. Regardless of what the day has in store, Ranger Reata delivers Quality And Tradition Worth Sharing.

QUALITY AND TRADITION WORTH SHARING.



212LS

190LS

2050MS

1850MS



212LS

Like a luxury sports sedan, the Ranger® Reata® 212LS features exhilarating performance, smooth handling and total comfort. The well-appointed interior is highlighted by rich marine-grade carpet, plush hand-built seating and a wealth of storage for every undertaking. A custom ski box resides in the floor just aft of the 8-foot rod box, and is flanked by an insulated

in-deck cooler and three massive storages. At the stern, a retractable stainless-steel boarding ladder, rope stowage, livewell and twin dry boxes are easily accessible. Underneath all of this are legendary Ranger construction protocols for unparalleled peace of mind. Whatever you're up to, the Ranger Reata 212LS is equipped to make memories every time you hit the water.



CAPACITIES

Hull Length:	21' 4"
Beam:	96"
Max HP:	250
Fuel Capacity:	39 Gal.
Approx. Boat Weight:	2,215 lb.
Rod Box Length:*	Center: 8'

KEY FEATURES

- Ultimate Crossover Design
- Tournament Livewell
- Adjustable Seats
- Single-Post Ski Tow
- Premium Walk-Thru Windshield

PRICED TO BE YOURS®
\$59,995†

More specifications and standard features shown on page 64.

"This boat far exceeded my expectations. What a great boat...
QUICK, STABLE, WELL LAID OUT, AND JUST PLAIN FUN."

Chad LaChance, TV Host, Veteran Angler & Fishing Guide



† 2020 MODEL PRICED AS A STANDARD PACKAGE WITH Mercury® 250 XL FourStroke. (MSRP - Actual dealer price may vary. See your authorized Ranger® dealer for more details. Does not include tax, title, prep, tariff and destination charges. All prices shown in U.S. dollars.)
 * Maximum length listed. Some tubes might be shorter due to available space.



The Ranger® 190LS maximizes fun on the water with economical style, lively performance and clever amenities. The interior features abundant storage and creature comforts, from a Bluetooth®-ready marine stereo, USB ports, a flip-down seat/cooler, and a premium walk-thru windshield. Snap-in cockpit carpet tailors the interior to any activity while legendary Ranger construction delivers

superb handling and peace of mind. Plush seating and a stainless steel boarding ladder, trim and hardware deliver classy refinement while a Minn Kota® trolling motor and Lowrance® electronics make the 190LS a formidable fishing machine. From jump seats, in-gunnel storage, a rod/ski box and folding deck extension, the 190LS is fully loaded for fishing or fun.



CAPACITIES

Hull Length:	18' 10"
Beam:	101"
Max HP:	175
Fuel Capacity:	34 Gal.
Approx. Boat Weight:	1,900 lb.
Rod Box Length:*	Center: 7'

KEY FEATURES

- Flip-Down Seat/Cooler
- Marine Stereo System
- Easy To Tow/Stow
- In-Gunnel Storage
- Stainless Steel Boarding Ladder


PRICED TO BE YOURS®
\$43,595†

More specifications and standard features shown on page 64.

190LS

"This is a FAMILY BOAT with all the accoutrements for **SKIING, CRUISING** and **FAMILY FUN** all while being a **HARDCORE FISHER."**

Randy Vance, Editor At Large,
 Boating Magazine



† 2020 MODEL PRICED AS A STANDARD PACKAGE WITH Mercury® 150 XL FourStroke. (MSRP - Actual dealer price may vary. See your authorized Ranger® dealer for more details. Does not include tax, title, prep, tariff and destination charges. All prices shown in U.S. dollars.)
 * Maximum length listed. Some tubes might be shorter due to available space.

COLORS SHOWN: Inside Deck – Shadow Mist • Deck Stripe – Fox Fire Red Mist • Deck Pins – Silver Anniversary Mist
 • Outside Deck / Hull – Anniversary Red Mist • Stripes – Fox Fire Red Mist / Shadow Mist / Fox Fire Red Mist • Hull Pins – Silver Anniversary Mist
 • Bottom – Jet Black Gel • Carpet – Shadow Gray • Seats – Dark Charcoal / Cherry X / Meteor-D / Silver Weave / Cherry X Pins
 Photographs may show optional equipment.



2050MS

Big space, big performance and big capability define the Ranger® 2050MS. With the grunt to power through rollers or tow skiers, this jack-of-all-trades delivers confidence and comfort for anything. The wide-open cockpit features six custom-built seats, ski storage, a Bluetooth® stereo, USB charging ports, removable carpet and an insulated cooler. When it's time to

buckle down and get after the fish, the patented front deck extension offers more casting room while a baitwell, Minn Kota® trolling motor, Lowrance® electronics, integrated rod and tool holders and optional kicker provide superb fishability. Stainless hardware throughout, a full set of gauges, in-gunnel storage and interior LED lighting make the 2050MS a class act no matter the day's pursuit.



CAPACITIES

Hull Length:	20' 9"
Beam:	101"
Max HP:	250
Fuel Capacity:	42 Gal.
Approx. Boat Weight:	2,375 lb.
Rod Box Lengths:*	Port: 9' Center: 7' 6"

KEY FEATURES

- Ultra-Versatile Design
- Drop-Down Tackle Stow
- Center Rod/Ski Stow
- Wide-Open Cockpit Layout
- Snap-In Carpet

PRICED TO BE YOURS®
\$63,095†

More specifications and standard features shown on page 64.

"The 2050MS is one of the **MOST VERSATILE** boats on the market. From **FISHING**, to watersports it's a **FAMILY FUN MACHINE!**"

Steve Pennaz, TV Host, Champion Tournament Angler & Hall of Famer



† 2020 MODEL PRICED AS A STANDARD PACKAGE WITH Mercury® 250 XL FourStroke. (MSRP - Actual dealer price may vary. See your authorized Ranger® dealer for more details. Does not include tax, title, prep, tariff and destination charges. All prices shown in U.S. dollars.)
 * Maximum length listed. Some tubes might be shorter due to available space.



1850MS

A true dual-threat rig, the Ranger® 1850MS carries the performance, storage, and accessories you need to put together a winning stringer or catch a day's worth of family memories. It boasts plenty of upscale creature comforts; two USB charging ports, a marine-grade stereo, plush, handmade seating and a noticeably smooth ride. In the cockpit floor is a ski stow that

doubles as a rod locker. The patented folding deck extension is a winner whether you're cruising or casting, and padded forward gunnels expand seating options. Concealed in the back deck are a pair of jump seats and a divided, timed, and aerated livewell for the utmost in capability. No matter where you look, every inch of the Ranger Reata 1850MS is cleverly crafted for maximum versatility.



CAPACITIES

Hull Length:	18' 10"
Beam:	101"
Max HP:	175
Fuel Capacity:	34 Gal.
Approx. Boat Weight:	2,265 lb.
Rod Box Lengths:*	Port: 8' Center: 7'

KEY FEATURES

- Patented Deck Extension
- Insulated, Gelcoat-Lined Cooler
- Fiberglass Strength & Performance
- Aerated Livewell & Baitwell
- Rear Jump Seats

PRICED TO BE YOURS®
\$44,695†

More specifications and standard features shown on page 64.

"With **SO MANY FEATURES** and **ADVANTAGES**, this boat truly redefines the **FISH-AND-PLAY** crossover rig."

Chip Leer
 Author, Hall of Famer
 & Veteran Fishing Guide



† 2020 MODEL PRICED AS A STANDARD PACKAGE WITH Mercury® 150 XL FourStroke. (MSRP - Actual dealer price may vary. See your authorized Ranger® dealer for more details. Does not include tax, title, prep, tariff and destination charges. All prices shown in U.S. dollars.)
 * Maximum length listed. Some tubes might be shorter due to available space.

MULTI-SPECIES SERIES

When there's miles of water in front of you and hundreds of feet below, you need a boat with the chops to dominate no matter the conditions. Ranger® Multi-Species models deliver stability and dependability in ever-changing circumstances.

Our strength and first-class designs have laid the groundwork for the next generation of big water machines, and with the same fevered dedication we're elevating fiberglass Deep V designs once again.

The all-new FS PRO line delivers greater fishability that's driven by new power levels, expanded layout options and enhanced versatility and comfort. New hull designs offer the definitive multi-species experience with greater capability, performance and handling that is complemented by unmatched storage options, creature comforts and refinements. With our legendary passion for perfection, these advancements further set Ranger Deep V's apart from the competition. The Ranger Multi-Species Series boasts Technology That Makes Waves... Strength That Crushes Them™.

TECHNOLOGY THAT MAKES WAVES...

STRENGTH THAT CRUSHES THEM.™



622FS PRO

621FS PRO

621cFS PRO


620FS PRO

620cFS PRO


2080MS

1880MS

Standard on all FS PRO models, the Ranger Intelligent Display Engine™ (RIDE) 9" multifunction touchscreen is an industry first that brings an unmatched level of insight into critical components of your boat. From security to stereo and engine parameters to electronics, the RIDE system gives you complete reliable command over your rig.



PLATINUM EDITION COLORS SHOWN: Inside Deck – Alloy Mist • Consoles – Blackburst Mist • Top Deck – Blackburst Mist
 • Deck Pins – Silver Anniversary Mist • Outside Deck / Hull – Mica Mist • Water Line – Silver Anniversary Mist
 • Stripes – Blackburst Mist / Alloy Mist / Blackburst Mist • Hull Pins – Silver Anniversary Mist • Bottom – Jet Black Gel
 • Carpet – Shadow Gray • Seats – Dark Charcoal / Trex Black / Steel Weave / Silver X Pins
 Photographs may show optional equipment.



622FS PRO

Make a statement with the all-new Ranger® 622FS PRO. With an imposing hull and abundance of power, we've made it easier for you to crush waves – and the competition. Advanced fishability is delivered by a colossal casting deck with new bow panel and trolling motor pedal storage that's complemented by a supremely appointed cockpit. New rear storage

boxes hold more tackle than ever and an enlarged rod stow holds sticks up to 9'. Ranger's proprietary RIDE multifunction display lets you monitor and control most every aspect of your boat. Brushed aluminum and stitched console brows add class and new hullside sculpting sets you off wherever you go. Lean on the superb strength and smarts of the 622FS PRO to take your game to new heights.



CAPACITIES

Hull Length:	22' 10"
Beam:	102"
Max HP:	400
Fuel Capacity:	56 Gal.
Approx. Boat Weight:	2,650 lb.
Rod Box Lengths:*	Center Row 1: 9' Row 2: 8'6"

KEY FEATURES

- New Hull Design
- Center-Mounted Electronics
- Rod Boots In Both Consoles
- CNC Aluminum Accents
- Dual Passenger Glove Boxes

PRICED TO BE YOURS[†]
\$81,795[†]

More specifications and standard features shown on page 65.

"This **NEW RANGER®** is going to be the **DEEP V** by which **ALL OTHERS** are judged."

Korey Sprenkel ♦
 Champion Tournament Angler




[†] 2020 MODEL PRICED AS A STANDARD PACKAGE WITH Mercury® 300 XL Pro XS FourStroke. (MSRP - Actual dealer price may vary. See your authorized Ranger® dealer for more details. Does not include tax, title, prep, tariff and destination charges. All prices shown in U.S. dollars.)
 * Maximum length listed. Some tubes might be shorter due to available space. ♦ Korey Sprenkel Image Courtesy of NWT

BUILD AND PRICE Your Ranger Dream Rig at
RANGERBOATS.COM

FUSION FIRE RED COLOR PACKAGE SHOWN: Inside Deck – Eclipse Onyx Mist • Consoles – Carbon Mist
 • Top Deck – Fire Red Mist • Deck Pins – Silver Anniversary Mist • Outside Deck / Hull – Carbon Mist
 • Water Line – Silver Anniversary Mist • Stripes – Eclipse Onyx Mist / Fire Red Mist / Eclipse Onyx Mist
 • Hull Pins – Silver Anniversary Mist • Bottom – Jet Black Gel • Carpet – Shadow Gray
 • Seats – Reflex Charcoal / Fire Red / Steel Weave / Silver X Pins
 Photographs may show optional equipment.

The all-new 621FS PRO models are bristling with strength and enhancements that redefine capability in a multi-species boat. A 400-horsepower rating meshes with a new hull design for unprecedented levels of performance and control. Inside you'll find a revamped interior that delivers comfort, convenience and fishability from the Ranger® RIDE touchscreen display to cockpit options that cater perfectly to any fishing style. The 621cFS PRO features our Total Command Cockpit™ that delivers greater space by deleting the rear storage boxes. The casting deck on both models is 4" longer and front storage boxes have been enlarged to their maximum size, while every box features an FS PRO-branded mat. In the new 621 FS PRO you have power in your hands, confidence underfoot.



621FS PRO | 621cFS PRO

CAPACITIES

Hull Length:	21' 10"
Beam:	102"
Max HP:	400
Fuel Capacity:	56 Gal.
Approx. Boat Weight:	2,500 lb.
Rod Box Lengths:*	
Center Row 1:	8' 6"
Row 2:	8'

KEY FEATURES

- Integrated Trim Tab Slots
- New Tall-Back Seating
- Wireless Phone Charging Capability
- New Performance Steering Wheel
- Concealed LED Lighting And Speakers
- New, Darker Non-Skid Flooring
- Bow Panel Holds Screens Up To 12"
- New Center Step With Storage

More specifications and standard features shown on page 65.

"The **FIT** and **FINISH** is what Ranger® is known for and it **KEEPS GETTING BETTER** all the time!"

Kevin McQuoid ♦
 Champion Tournament Angler



PRICED TO BE YOURS®

\$76,995[†]

621FS

\$76,595[†]

621cFS



[†] 2020 MODEL PRICED AS A STANDARD PACKAGE WITH Mercury® 250 XL Pro XS FourStroke. (MSRP - Actual dealer price may vary. See your authorized Ranger® dealer for more details. Does not include tax, title, prep, tariff and destination charges. All prices shown in U.S. dollars.)
 * Maximum length listed. Some tubes might be shorter due to available space. ♦ Kevin McQuoid Image Courtesy of NWT

BUILD AND PRICE Your Ranger Dream Rig at

RANGERBOATS.COM

LIMITED EDITION COLORS SHOWN: Inside Deck – Carbon Mist • Consoles – Alloy Mist
 • Top Deck – Nassau Blue Mist • Deck Pins – Silver Anniversary Mist • Outside Deck / Hull – Alloy Mist
 • Water Line – Carbon Mist • Stripes – Carbon Mist / Nassau Blue Mist / Carbon Mist • Hull Pins – Silver Anniversary Mist
 • Bottom – Jet Black Gel • Carpet – Shadow Gray • Seats – Dark Charcoal / Trex Blue / Steel Weave / Silver X Pins
 Photographs may show optional equipment.

Beginning with a refreshed hull, the 620FS PRO and 620cFS PRO are designed to deliver an unparalleled ownership experience. With creature comforts befitting a luxury sedan, these models exude premium style and matching performance. The helm features a new keypad, Ranger® RIDE functionality, center-mounted electronics up to 16", wireless phone charging capability and a new performance steering wheel. A smooth ride is delivered by way of a finely tuned hull and integrated trim tab slots that seamlessly accept traditional trim Lenco trim tabs or automatically adjusting ZipWake Interceptor units. The 620FS PRO retains rear storage boxes while the cFS model removes them for an enlarged cockpit. The new Ranger 620FS PRO and 620cFS PRO exhibit timeless form and phenomenal function.



620FS PRO | 620cFS PRO

CAPACITIES

Hull Length:	20' 7"
Beam:	102"
Max HP:	300
Fuel Capacity:	51 Gal.
Approx. Boat Weight:	2,400 lb.
Rod Box Lengths:*	
Center Row 1:	8' 6"
Row 2:	8'

KEY FEATURES

- Stitched, Automotive-Style Trim
- Fully Finished, Carpet-Free Boxes
- Enlarged Forward Storages
- Brushed Aluminum Grab Handles
- Ranger® RIDE Integration
- Concealed Bow Tool Drawer
- New Bow Keypad w/ Livewell Control
- Refreshed Trailer Styling

More specifications and standard features shown on page 65.

"With MORE SPACE, STORAGE and POWER, this NEW FS PRO Series sets the bar EVEN HIGHER!"

John Hoyer ♦
2019 NWT Champion



PRICED TO BE YOURS®

\$74,495[†]

620FS

\$74,295[†]

620cFS



[†] 2020 MODEL PRICED AS A STANDARD PACKAGE WITH Mercury® 250 XL Pro XS FourStroke. (MSRP - Actual dealer price may vary. See your authorized Ranger® dealer for more details. Does not include tax, title, prep, tariff and destination charges. All prices shown in U.S. dollars.)
 * Maximum length listed. Some tubes might be shorter due to available space. ♦ John Hoyer Image Courtesy of NWT



621FS 620FS 619FS

*COLORS SHOWN: Inside Deck – Shadow Mist • Consoles – Shadow Mist
 • Top Deck – Black Copper Mist • Deck Pins – Bronze Mist
 • Outside Deck / Hull – Shadow Mist • Water Line – Black Copper Mist
 • Stripes – Black Copper Mist / Bronze Mist / Black Copper Mist
 • Hull Pins – Bronze Mist • Bottom – Light Gray Gel • Carpet – Shadow Gray
 • Seats – Pearl Gray / Bronze-D / Silver Weave • Pin – Bronze X*

**600FS
 RANGER CUP®**



621FS \$74,695*
620FS \$69,795*
619FS \$66,695*

1. Lowrance® HDS-12 LIVE @ Console
2. Lowrance® HDS-9 LIVE @ Bow
3. Minn Kota® Ulterra™ 112 US Trolling Motor
4. Walk-Thru Windshield
5. Trailer Parking Brake
6. Challenger Wheel Upgrade
7. Mercury® Outboard
 - 621FS - Mercury® 300 XL Pro XS FourStroke
 - 620FS - Mercury® 250 XL Pro XS FourStroke
 - 619FS - Mercury® 225 XL Pro XS FourStroke

*2020 MODEL PRICED AS A STANDARD PACKAGE WITH Mercury® 300 XL Pro XS FourStroke (621FS), Mercury® 250 XL Pro XS FourStroke (620FS) OR WITH Mercury® 225 XL Pro XS FourStroke (619FS). (MSRP - Actual dealer price may vary. See your authorized Ranger® dealer for more details. Does not include tax, title, prep, tariff and destination charges. All prices shown in U.S. dollars.) 1621FS Available w/ Mercury® Verado® 350 XL for \$79,395



Bow Rails



Battery Gauge (With Dual Pro® Only)



15x4 Battery Charger



(3) Trolling Motor Batteries



With tournament-proven hulls and layouts and a full-roster of popular upgrades, the FS Ranger Cup® Equipped models are engineered to give you a leg up on the competition.

"Tournament-Tested and LOADED WITH EQUIPMENT, these multi-species Ranger Cup Equipped models offer TREMENDOUS VALUE."

Corey Heiser
 Champion Tournament Angler



See page 65 for even more details or visit your local Ranger® dealer. Photographs may show optional equipment.



2080MS

Big families will love this crossover that carries its own on derby day, as well as laid-back days off. A huge front casting deck, ample storage, a baitwell and livewell, Lowrance® electronics, a Minn Kota® trolling motor and an 8-foot rod box make the 2080MS a formidable fishing machine. The wide-open layout with six handcrafted seats, phone management station, LED interior

lighting and two coolers perform when it's time to relax. Inside, the 2080MS is built with legendary Ranger® upright, level flotation and our unmistakable One-Piece Feel Interloc Construction® standards. These deliver a greater level of safety and peace of mind to make the most of your time on the water. The 2080MS Angler...total performance that's exceeded only by maximum versatility.



CAPACITIES

Hull Length:	20' 9"
Beam:	101"
Max HP:	250
Fuel Capacity:	42 Gal.
Approx. Boat Weight:	2,400 lb.
Rod Box Lengths:*	Port: 9' Center: 8'

KEY FEATURES

- Center Rod Stow
- Snap-In Carpet
- Oversized Wells
- Spacious Interior
- Rear Jump Seats

PRICED TO BE YOURS®
\$63,095†

More specifications and standard features shown on page 65.

"With a **WIDE-OPEN** layout, **TOP-NOTCH** fishing and **COMFORT**, the 2080 **SHINES** all day long."

Ed Stachowski
 Professional Walleye Angler



† 2020 MODEL PRICED AS A STANDARD PACKAGE WITH Mercury® 250 XL FourStroke. (MSRP - Actual dealer price may vary. See your authorized Ranger® dealer for more details. Does not include tax, title, prep, tariff and destination charges. All prices shown in U.S. dollars.)
 * Maximum length listed. Some tubes might be shorter due to available space.

BUILD AND PRICE Your Ranger Dream Rig at

RANGERBOATS.COM

COLORS SHOWN: (Color Option: F) See page 59.
Photographs may show optional equipment.

Versatility is the hallmark of the 1880MS. With adaptability for a multitude of pursuits, this Deep V is built and rigged out to please both a crowd and hardcore anglers. A spacious cockpit with jump seats, an 8' in-gunnel rod storage and integrated tool and drink holders offer utility and fishability while multiple USB ports, handmade seating and a stereo provide creature comforts. A 200-horsepower rating delivers spunk to the 18-foot, 10-inch hull with our exclusive Rite-Track Keel® for easy handling and smooth tracking. Each storage box features extra-thick seals and a raised lip to keep contents dry and stainless locking closures provide classy security. The 1880MSi comes with a gelcoat deck for inshore use and easy clean up. The 1880MS Angler... big performance, value and fun.



\$44,695[†]

1880MS

\$45,195[†]

1880MSi



1880MS | 1880MSi

CAPACITIES

Hull Length:	18' 10"
Beam:	101"
Max HP:	200
Fuel Capacity:	34 Gal.
Approx. Boat Weight:	2,290 lb.
Rod Box Lengths:*	Port: 8' Center: 7' 6"


KEY FEATURES

- Center Rod Stow
- Rear Jump Seats
- Gunnel Rod Storage
- Insulated Cooler
- Ultra-Versatile Design
- Integrated Tool And Drink Holders
- Aerated Livewell/Baitwell
- Bow Navigation Lights

More specifications and standard features shown on page 65.

"I love the **FLEXIBILITY** of this multi-species rig. It's **FAMILY** friendly & loaded with **FEATURES** and **STORAGE** that I crave."

Jason Przekurat ♦
Champion Tournament Angler




[†] 2020 MODEL PRICED AS A STANDARD PACKAGE WITH Mercury® 150 XL FourStroke. (MSRP - Actual dealer price may vary. See your authorized Ranger® dealer for more details. Does not include tax, title, prep, tariff and destination charges. All prices shown in U.S. dollars.)
* Maximum length listed. Some tubes might be shorter due to available space. ♦ Jason Przekurat Image Courtesy of NWT

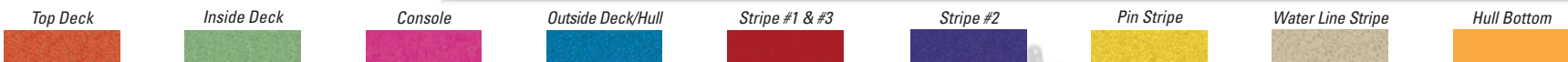
PRICED TO
BE YOURS[®]

Ranger CUSTOM COLOR OPTIONS

Your dream rig is a unique creation built especially by you. You've tailored every aspect of it to your liking, but a custom, designed-by-you color scheme will really set it apart. Just like choosing the right spot can bring great rewards to a day fishing, putting together the perfect color palette for your Comanche® or Fisherman Series rig has a way of bringing a whole new level of pride of ownership and compliments.




POLIMIST



COLOR KEY

Z-Comanche®: Z500L • Z500c

Certain gel or mist colors, such as Jet Black Gel and Black Mist may have limitations to the specific areas in which they can be applied. See your local Ranger® dealer or visit our Custom Finish Shop section online at Rangerboats.com for more color placement details.



GELCOAT

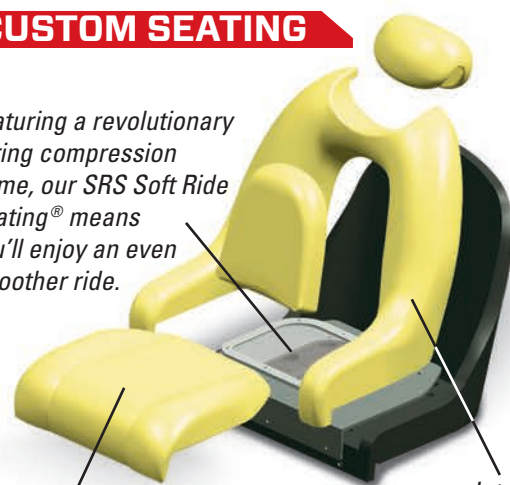
COLOR YOUR WORLD

To visualize the complete combination of carpet, seats, polimist and gelcoat as well as Ranger Trail® trailer and outboard engine models, see your local Ranger® dealer or visit our Custom Finish Shop section online at Rangerboats.com



CUSTOM SEATING

Featuring a revolutionary spring compression frame, our SRS Soft Ride Seating® means you'll enjoy an even smoother ride.



Specially contoured, high density foam is strategically placed to provide long-lasting comfort and support.

Z500c Seat

Each seat is handcrafted with tailored precision and covered with our all-weather premium marine vinyls. Select from our broad collection of color options to individually style your own dream rig.




Internal frameworks are constructed from cross-linked polyethylene shells for greater strength and durability.

L SERIES Seat



UPHOLSTERY

*Headrest, Stripe, Center, Cord, Must Be Same Color.



Z500c/ Fisherman: Center, Trim & Pin Colors L Series: Headrest, Trim, Stripe, Cord, Center, Pin Colors*


Z500c/ Fisherman: Outer Panel & Headrest Colors L Series: Outer Panel Colors



RUGGED COMFORT AND QUALITY.

Baked, frozen, gouged and soaked, your boat's interior takes a beating year-round, and Ranger® interiors are designed to go toe-to-toe with Mother Nature. Our flooring is specifically made to perform in the elements, and we use only premium marine-grade vinyl in our seats. Polyethylene shells are added for durability and specially contoured foam is strategically placed for optimum support. Ranger interiors deliver a difference you can see wrapped in quality you can feel.

CARPET



IT'S A **CUSTOM CANVAS** MADE TO MOVE YOU.

Ranger® gives you more options for customization than anyone, and we want your boat to reflect who you are. You've selected the perfect options and accessories, now make your boat a work of art that will set you apart on and

off the water with one of our tailor-made color packages. Your Z500/Z100, Reata® or Angler is the canvas of your dreams, so make it stand out.

* See your authorized Ranger® dealer for color placement differences between individual models.

Z500/Z100 & ANGLER PACKAGES*



Trailer: Black w/ Silver Metallic Pins Fender: Eclipse Onyx Mist Trim: Silver Anniversary Mist

OPTION A*

Inside Deck: Silver Anniversary Mist
Outside Deck/Hull: Eclipse Onyx Mist
Stripes: Carbon Mist / Silver Anniversary Mist
Pinstripes: Red Mist
Bottom: Light Gray Gel
Seats: Dark Charcoal / Silver X / Black X
Seat Pinstripes: Regal Red X
Carpet: Shadow Gray

OPTION B*

Inside Deck: Eclipse Onyx Mist
Outside Deck/Hull: Silver Anniversary Mist
Stripes: Carbon Mist / Eclipse Onyx Mist
Pinstripes: Anniversary Red Mist
Bottom: Jet Black Gel
Seats: Dark Charcoal / Silver X / Black Metallic
Seat Pinstripes: Cherry X
Carpet: Shadow Gray



Trailer: Black w/ Silver Metallic Pins Fender: Carbon Mist Trim: Silver Anniversary Mist



Trailer: Black w/ Silver Metallic Pins Fender: Eclipse Onyx Mist Trim: Carbon Mist

OPTION E*

Inside Deck: Alloy Mist
Outside Deck/Hull: Carbon Mist
Stripes: Eclipse Onyx Mist / Alloy Mist
Pinstripes: Silver Anniversary Mist
Bottom: Jet Black Gel
Seats: Reflex Black / Steel Weave / Trex Black
Seat Pinstripes: Silver X
Carpet: Shadow Gray

OPTION F*

Inside Deck: Alloy Mist
Outside Deck/Hull: Sapphire Mist
Stripes: Carbon Mist / Alloy Mist
Pinstripes: Silver Anniversary Mist
Bottom: Jet Black Gel
Seats: Pearl Grey / Gunmetal Blue / Silver Weave
Seat Pinstripes: Gunmetal Blue
Carpet: Shadow Gray



Trailer: Black w/ Silver Metallic Pins Fender: Sapphire Mist Trim: Carbon Mist



Trailer: Black w/ Silver Metallic Pins Fender: Eclipse Onyx Mist Trim: Fire Red Mist

OPTION C*

Inside Deck: Fire Red Mist
Outside Deck/Hull: Eclipse Onyx Mist
Stripes: Fire Red Mist / Alloy Mist
Pinstripes: Silver Anniversary Mist
Bottom: Light Gray Gel
Seats: Dark Charcoal / Fire Red / Trex Black
Seat Pinstripes: Silver X
Carpet: Shadow Gray

OPTION D*

Inside Deck: Raspberry Mist
Outside Deck/Hull: Silver Anniversary Mist
Stripes: Black Ruby Mist / Raspberry Mist
Pinstripes: Sunfire Mist
Bottom: Jet Black Gel
Seats: Reflex Charcoal / Silver Weave / Wineberry X
Seat Pinstripes: Classic Gold
Carpet: Shadow Gray



Trailer: Black w/ Silver Metallic Pins Fender: Black Ruby Mist Trim: Silver Anniversary Mist



Trailer: Black w/ Silver Metallic Pins Fender: Raspberry Mist Trim: Carbon Mist

OPTION G*

Inside Deck: Carbon Mist
Outside Deck/Hull: Raspberry Mist
Stripes: Carbon Mist / Performance White
Pinstripes: Silver Anniversary Mist
Bottom: Jet Black Gel
Seats: Dark Charcoal / Steel Weave / Wineberry X
Seat Pinstripes: Silver X
Carpet: Shadow Gray

OPTION H*

Inside Deck: Performance White
Outside Deck/Hull: Silver Anniversary Mist
Stripes: Dark Plum Mist / Performance White
Pinstripes: Sunfire Mist
Bottom: Jet Black Gel
Seats: Reflex Charcoal / Silver Weave / Dark Plum
Seat Pinstripes: Classic Gold
Carpet: Shadow Gray




Trailer: Black w/ Silver Metallic Pins Fender: Silver Anniversary Mist Trim: Dark Plum Mist

REATA® PACKAGES**

** See Your Ranger® dealer for available inside deck/cockpit color options.

Option 1*




A. Inside Deck: Performance White
B. Outside Deck/Hull: Carbon Mist
C. Stripes 1 & 3: Eclipse Onyx Mist
D. Stripe 2: Silver Anniversary Mist
E. Pins: Red Mist
F. Bottom: Performance White
G. Seats: Dark Charcoal / Regal Red X
H. Carpet: Shadow Gray
Fenders: Carbon Mist
Trailer: Black w/ Silver Metallic Pins

Option 2*




A. Inside Deck: Performance White
B. Outside Deck/Hull: Silver Anniversary Mist
C. Stripes 1 & 3: Raspberry Mist
D. Stripe 2: Fox Fire Red Mist
E. Pins: Sunfire Mist
F. Bottom: Performance White
G. Seats: Dark Charcoal / Wineberry X
H. Carpet: Shadow Gray
Fenders: Raspberry Mist
Trailer: Black w/ Silver Metallic Pins

Option 3*




A. Inside Deck: Performance White
B. Outside Deck/Hull: Eclipse Onyx Mist
C. Stripes 1 & 3: Carbon Mist
D. Stripe 2: Black Mist
E. Pins: Silver Anniversary Mist
F. Bottom: Performance White
G. Seats: Dark Charcoal / Black X
H. Carpet: Shadow Gray
Fenders: Eclipse Onyx Mist
Trailer: Black w/ Silver Metallic Pins

Option 4*



A. Inside Deck: Performance White
B. Outside Deck/Hull: Eclipse Onyx Mist
C. Stripes 1 & 3: Anniversary Red Mist
D. Stripe 2: Alloy Mist
E. Pins: Silver Anniversary Mist
F. Bottom: Performance White
G. Seats: Dark Charcoal / Cherry X
H. Carpet: Shadow Gray
Fenders: Anniversary Red Mist
Trailer: Black w/ Silver Metallic Pins

Option 5*



A. Inside Deck: Performance White
B. Outside Deck/Hull: Midnight Fox Mist
C. Stripes 1 & 3: Eclipse Onyx Mist
D. Stripe 2: Alloy Mist
E. Pins: Silver Anniversary Mist
F. Bottom: Performance White
G. Seats: Pearl Gray / Gunmetal Blue
H. Carpet: Shadow Gray
Fenders: Midnight Fox Mist
Trailer: Black w/ Silver Metallic Pins

Option 6*



A. Inside Deck: Performance White
B. Outside Deck/Hull: Silver Anniversary Mist
C. Stripes 1 & 3: Red Mist
D. Stripe 2: Carbon Mist
E. Pins: Eclipse Onyx Mist
F. Bottom: Jet Black Gel
G. Seats: Dark Charcoal / Regal Red X
H. Carpet: Shadow Gray
Fenders: Red Mist
Trailer: Black w/ Silver Metallic Pins

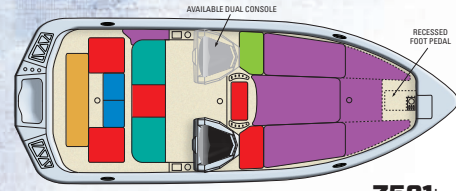
Z-COMANCHE®

SPECIFICATIONS AND

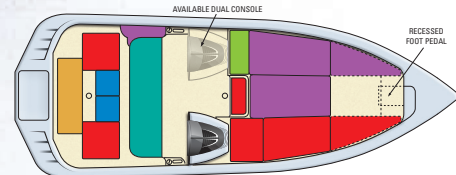
STANDARD FEATURES

Z500/Z100 SERIES

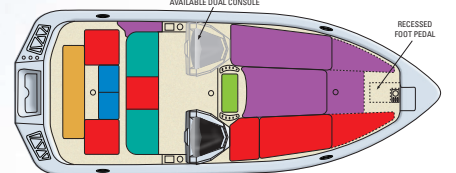
SCHEMATICS



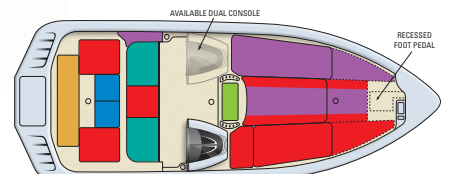
Z521L



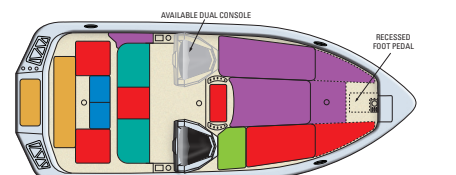
Z521C
Ranger Cup® Equipped



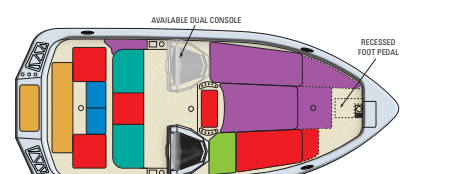
Z520L



Z520C
Ranger Cup® Equipped



Z519L



Z518L

Color Key:

Rod Storage	Livewell	Bat./Oil/Acc.
Storage	Fuel	Cooler

PAGE NUMBER	CUP		CUP		CUP	
	Z521L	Z521c	Z520L	Z520c	Z519L	Z518L
CAPACITIES/SPECIFICATIONS	Z521L	Z521c	Z520L	Z520c	Z519L	Z518L
Overall Length	21' 8"	21' 8"	20' 11"	20' 11"	19' 9"	18' 10"
Beam	98"	98"	97"	97"	97"	97"
Maximum Horsepower	300	250	250	250	225	200
Engine Shaft Length	20"	20"	20"	20"	20"	20"
Inside Depth	21"	21"	22"	22"	22"	21"
Rod Box Lengths ▶ - Port	8"	8"	8"	8" 6"	8"	8"
- Center	9"	8" 6"	8" 6"	8"	8"	8"
- Starboard	7"	6" 6"	-	-	-	-
Total Persons, Motor, Gear (lbs.)	1700	1700	1650	1650	1580	1350
Approximate Boat Weight (lbs.) - Single Console +	1925	1925	1850	1825	1750	1650
Fuel Capacity (gal.)	51	51	51	45	39	39
Livewell Capacity (gal.)	31	31	31	31	26	24
POWER/PERFORMANCE	Z521L	Z521c	Z520L	Z520c	Z519L	Z518L
Minn Kota® Trolling Motor	24V	24V	24V	24V	24V	24V
Cranking Battery w/ Holder	•	•	•	•	•	•
High Performance Stainless Steel Prop	•	•	•	•	•	•
Flush-Mounted Throttle Control w/ Power Trim	•	•	•	•	•	•
Pultruded Fiberglass Transom & Fiberglass Stringers	•	•	•	•	•	•
Setback Plate	•	•	•	•	•	•
High Performance Steering Wheel	•	•	•	•	•	•
Recirculating Aerated Livewell ❖	•	•	•	•	•	•
Dual Livewell Lids	•	•	•	•	•	•
Venturi Air & Livewell Pump-Out System	•	•	•	•	•	•
Integrated Engine Setback	•	•	•	•	•	•
Teleflex Sea Star Pro® Hydraulic Steering ♦	•	•	•	•	•	•
Electrical System Disconnect / Jumper Switch	•	•	•	•	•	•
Recessed Trolling Motor Foot Pedal	•	•	•	•	•	•
TRAILER FEATURES	Z521L	Z521c	Z520L	Z520c	Z519L	Z518L
Trailer GVWR (lbs.)	CF4000	CF5000	CF4000	CF5000	CF5000	CF3725
Approx. Length On Trailer w/ Motor Down ♦	26' 5"	26' 5"	25' 9"	25' 9"	25' 1"	24' 3"
Width On Trailer	102"	102"	102"	102"	99"	102"
Approx. Length On Trailer w/ Motor Down ♦	24' 5"	24' 5"	23' 9"	23' 9"	23' 1"	22' 3"
& Swing-Away Tongue Open	•	•	•	•	•	•
Matching Fiberglass Fenders w/ Step Pads	•	•	•	•	•	•
Matching Fiberglass Trailer Step	•	•	•	•	•	•
Hydraulic Surge Disc Brakes	■	■	■	■	■	■
Ranger Trail® Cool Hub® Lubrication System	•	•	•	•	•	•
Aluminum Wheels w/ Matching Spare Tire & Wheel	•	•	•	•	•	•
Swing-Away Tongue	•	•	•	•	•	•
Center Swing Jack	•	•	•	•	•	•
NMMA®/NATM Certified	•	•	•	•	•	•
Retractable Trailer Tie-Downs	•	•	•	•	•	•
Road Armor Equipped® Trailer Protectant	•	•	•	•	•	•
Torsion Axles	•	•	•	•	•	•
LED Lighting & Back-up Lights	•	•	•	•	•	•

PAGE NUMBER	CUP		CUP		CUP	
	Z521L	Z521c	Z520L	Z520c	Z519L	Z518L
ELECTRONICS	Z521L	Z521c	Z520L	Z520c	Z519L	Z518L
Lowrance® Electronics	L	L	L	L	L	L
On-Board Dual-Pro® Charger	3-Bank	4-Bank	3-Bank	4-Bank	3-Bank	3-Bank
Keyless Ignition / Digital Switching @ Bow & Console	•	•	•	•	•	•
Custom Multi-Function Gauges ▶	•	•	•	•	•	•
Wiring Harness w/ Master Breaker	•	•	•	•	•	•
Heavy Duty 6-Gauge TM Wiring w/ 60-Amp Breaker	•	•	•	•	•	•
LED Navigation Lights w/ Built-In Bow Lights	•	•	•	•	•	•
12V DC Power Receptacle	•	•	•	•	•	•
Dual USB Ports	•	•	•	•	•	•
Courtesy Light(s) @ Console(s)	•	•	•	•	•	•
Compartment & Livewell Light Package	•	•	•	•	•	•
Solid State Resettable Switching w/ Master Breaker	•	•	•	•	•	•
SAFETY/COMFORT	Z521L	Z521c	Z520L	Z520c	Z519L	Z518L
NMMA® Certified	•	•	•	•	•	•
Upright, Level Flotation	•	•	•	•	•	•
Fire Extinguisher & Horn	•	•	•	•	•	•
Padded Front Deck	•	•	•	•	•	•
Stainless Steel Bow / Stern Eyes	•	•	•	•	•	•
Removable Tinted Windshield(s)	•	•	•	•	•	•
Stainless Steel Tie Cleats	•	•	•	•	•	•
Passenger Assist Handles	•	•	•	•	•	•
Skid-Resistant Material On Bow	•	•	•	•	•	•
Bilge Pump A = (1) Automatic M = (1) Manual	A / M	A / M	A / M	A / M	A / M	A / M
SRS Soft Ride Seating® ❖	•	•	•	•	•	•
Adjustable Driver Seat	•	•	•	•	•	•
Boarding Ladder	•	•	•	•	•	•
CUSTOM DETAILS	Z521L	Z521c	Z520L	Z520c	Z519L	Z518L
Insulated Cooler w/ Gelcoat Liner & Drain	•	•	•	•	•	•
Runnin' Rod Rack w/ Strap	•	•	•	•	•	•
Rod Storage Organizer & Tackle Organizer	•	•	•	•	•	•
Lockable Storage Compartments	•	•	•	•	•	•
Stainless Steel Seat Bases	•	•	•	•	•	•
Gas Spring Lid Assists	•	•	•	•	•	•
Carpeted Deck Step With Storage	•	•	•	•	•	•
Carpet Trim	•	•	•	•	•	•
Molded-In Driver / Passenger Footrests	•	•	•	•	•	•
Custom Colors, Graphics & Trim Package	•	•	•	•	•	•
Net Holder	•	•	•	•	•	•
Two Front Deck Retractable Rod Straps	•	•	•	•	•	•
Ranger® Tournament Measuring Board	•	•	•	•	•	•
Integrated Drink Holders	•	•	•	•	•	•
Remote Drain Plug	•	•	•	•	•	•
Patented Power Ventilation Rod Storage™	•	•	•	•	•	•
Stainless Steel Compression Lid Locks	•	•	•	•	•	•
Integrated Tool Holders	•	•	•	•	•	•

LEGEND

- With select engine configurations. See your local dealer for more details.
- ▶ Maximum length listed. Some tubes might be shorter due to the space available.
- + Add approx. 25 lbs. for available dual console
- ❖ Recirculating aerated livewell w/ removable divider, filter screens, automatic timer
- ♦ May vary with engine model & setback plate
- ▲ Speed, tach, trim, fuel, water pressure
- ▶ Speed, tach, water pressure, trim, fuel, volt, temp
- ❖ SRS bucket seats w/center storage, (1) bike seat w/ pro pole, (1) SRS all-weather fold down w/ power pedestal
- L Lowrance® HDS-7 LIVE @ Bow & HDS-9 LIVE @ Console
- L Lowrance® HDS-9 LIVE @ Bow & HDS-12 LIVE @ Console
- L Lowrance® HDS-7 LIVE @ Bow & HDS-7 LIVE @ Console
- CUP Ranger Cup® Equipped package (See Page 22)
- ✘ No-feedback steering
- ★ SRS bucket seats w/ center storage, (1) bike seat w/ pro pole, (1) SRS all-weather fold down w/ power pedestal
- ★ SRS bench seating, (1) bike seat w/ pro pole, (1) SRS all-weather fold down w/ power pedestal
- ▶ Road Armor Equipped® trailer fenders
- ▶ Stainless Steel trailer fenders
- Tandem axle w/ brakes ■ Single axle w/ brakes

CAPACITIES/SPECIFICATIONS

PAGE NUMBER	Z519	Z518	Z185	Z175
Overall Length	19' 9"	18' 10"	18' 8"	17' 6"
Beam	97"	97"	96"	92"
Maximum Horsepower	225	200	150	115
Engine Shaft Length	20"	20"	20"	20"
Inside Depth	22"	21"	20"	21"
Rod Box Lengths ▶ - Port	8"	8"	7' 6"	8"
- Center	8"	8"	8"	-
Total Persons, Motor, Gear (lbs.)	1580	1350	1265	1200
Approximate Boat Weight (lbs.) - Single Console +	1750	1650	1575	1250
Fuel Capacity (gal.)	39	39	33	23
Livewell Capacity (gal.)	26	24	23	15
POWER/PERFORMANCE	Z519	Z518	Z185	Z175
Minn Kota® Trolling Motor	24V	24V	24V	24V
Cranking Battery w/ Holder	•	•	•	•
Stainless Steel Prop	•	•	•	•
Power Trim	•	•	•	•
Flush Remote Throttle Control	•	•	•	•
Pultruded Fiberglass Transom & Fiberglass Stringers	•	•	•	•
High Performance Steering Wheel	•	•	•	•
Recirculating Aerated Livewell w/ Dual Lids ❖	•	•	•	•
Integrated Engine Setback	•	•	•	•
Teleflex Sea Star Pro® Hydraulic Steering ♦	•	•	•	✘
Recessed Trolling Motor Foot Pedal	•	•	•	•
Electrical System Disconnect / Jumper Switch	•	•	•	•
SAFETY/COMFORT	Z519	Z518	Z185	Z175
NMMA® Certified	•	•	•	•
Upright, Level Flotation	•	•	•	•
Fire Extinguisher & Horn	•	•	•	•
Passenger Side Glove Box (Dual Console Only)	•	•	•	•
Stainless Steel Bow / Stern Eyes	•	•	•	•
Tinted Windshield(s)	•	•	•	•
Stainless Steel Tie Cleats (4)	•	•	•	•
Passenger Assist Handles	•	•	•	•
Skid-Resistant Material On Bow	•	•	•	•
Bilge Pump A = (1) Automatic M = (1) Manual	A / M	A / M	A / M	A / M
SRS Soft Ride Seating®	★	★	★	★
Boarding Ladder	•	•	•	•

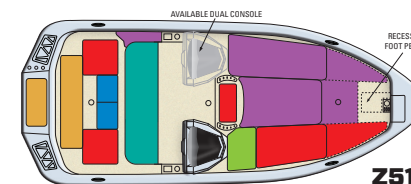
TRAILER FEATURES

PAGE NUMBER	Z519	Z518	Z185	Z175
Trailer GVWR (lbs.)	CF4500	CF3725	SM3725	SM3725
Approx. Length On Trailer w/ Motor Down ♦	24' 4"	23' 7"	23'	22' 6"
Width On Trailer	99"	102"	102"	97"
Approx. Length On Trailer w/ Motor Down & Swing-Away Tongue Open ♦	22' 4"	21' 7"	20' 10"	20' 2"
Matching Fiberglass Fenders w/ Step Pads	•	•	▶	▶
Swing-Away Tongue & Center Swing Jack	•	•	•	•
Hydraulic Surge Disc Brakes	■	■	■	■
Ranger Trail® Cool Hub® Lubrication System	•	•	•	•
Aluminum Wheels w/ Matching Spare Tire & Wheel	•	•	•	•
Ranger® Boats Road Armor Equipped® Trailer Protectant	•	•	•	•
Torsion Axles	•	•	•	•
LED Lighting	•	•	•	•
NMMA®/NATM Certified	•	•	•	•
ELECTRONICS	Z519	Z518	Z185	Z175
Lowrance® - Hook2 - 5 @ Console	•	•	•	•
On-Board Dual-Pro® Charger	3-Bank	3-Bank	3-Bank	3-Bank
Console Panel With Switches & Gauges ▲	•	•	•	•
Bow Panel w/ Switches	•	•	•	•
Wiring Harness w/ Master Breaker	•	•	•	•
Heavy Duty 6-Gauge Trolling Motor Wiring w/ 60-Amp Breaker	•	•	•	•
LED Navigation Lights w/ Built-In Bow Lights	•	•	•	•
12V DC Power Receptacle	•	•	•	•
Dual USB Ports	•	•	•	•
Courtesy Light(s) @ Console(s)	•	•	•	•
CUSTOM DETAILS	Z519	Z518	Z185	Z175
Insulated Cooler w/ Gelcoat Liner & Drain	•	•	•	•
Runnin' Rod Rack w/ Strap	•	•	•	•
Rod Storage w/ Organizer	•	•	•	•
Integrated Tackle Organizer	•	•	•	•
Lockable Storage Compartments	•	•	•	•
Stainless Steel Seat Bases	•	•	•	•
Gas Spring Lid Assists	•	•	•	•
Carpet Trim	•	•	•	•
Molded-In Driver / Passenger Footrests	•	•	•	•
Ranger® Tournament Measuring Board	•	•	•	•
Integrated Drink Holders	•	•	•	•
Stainless Steel Compression Lid Locks	•	•	•	•
Integrated Tool Holders	•	•	•	•

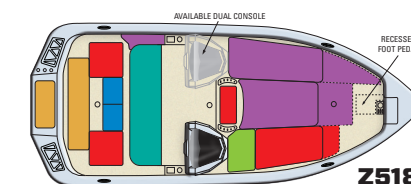
SCHEMATICS

Color Key:

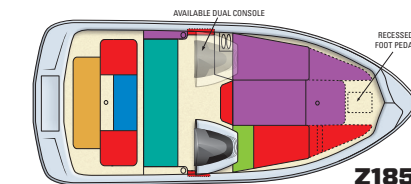
Rod Storage	Bat./Oil/Acc.
Storage	Livewell
Fuel	Cooler



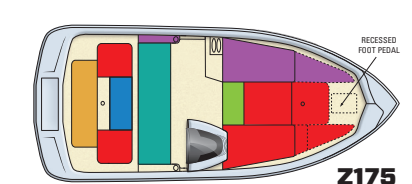
Z519



Z518



Z185



Z175

Ranger BASS ACCESSORIES

Customizing your special rig is one of the most exciting aspects of ordering your new Ranger®.

See your authorized Ranger dealer for a complete list of factory-installed options.



1 TOURING PACKAGE

Available On Z521L, Z520L, Z519L, And Z518L


- THE OXYGENATOR® LIVEWELL SYSTEM
- TRAILER PARKING BRAKE
- DELUXE BOAT COVER
- KEEL PROTECTOR
- BATTERY GAUGE (W/ DUAL PRO® ONLY)

2 THE CHOICE IS YOURS

From technology to horsepower, Ranger® boats are available with a wide variety of outboards.



SPOT-LOCK: THE MOST ACCURATE GPS ANCHOR EVER.



16 GET COVERED UP WITH QUALITY

Created specifically for the individual boat and equipment they protect, these form-fitting covers are water repellent and ideal for storage and traveling. All covers come with a 1-year limited warranty.



- Navy
- Charcoal
- Beige
- Burgundy
- Red
- Black
- Shark Gray

MORE ACCESSORIES

- Single Livewell Lid
- Tilt Steering
- Ski Tow
- Custom Color Package
- Extra 12V Plug
- Loc-R-Bar™
- Battery Charge Gauge
- Engine Hood Cover
- Traction Pad
- Trolling Motor Spotlight
- Manual Key Switch
- AGM Batteries
- Transom Saver
- Trailer Entry Step

17 **Ranger CUP EQUIPPED**
See Pages 16-17 & 22-23 For More Information

18 **Z-PACK**
Available On Z519, Z518, And Z185

- COMPARTMENT/LIVWELL LIGHT PACKAGE
- RETRACTABLE TRAILER TIE-DOWNS
- RETRACTABLE ROD STRAPS
- BATTERY GAUGE (W/ DUAL PRO® ONLY)
- DELUXE BOAT COVER

19 **TOURNAMENT ELITE EQUIPMENT PACKAGE**
Available On Z519 And Z518

- LOWRANCE® ELITE-9 @ CONSOLE
- REMOTE DRAIN PLUG
- LOWRANCE® ELITE-9 @ BOW
- MANUAL JACK PLATE
- LIVWELL PUMPOUT
- KEEL PROTECTOR
- MINN KOTA® ULTREX 80
- (2) TROLLING MOTOR BATTERIES



PICTURED: [1] Available Touring Package [2] Power of Choice™ [3] T-Box Storage Door [4] L Series/Z500 Port Console [5] Z500c Port Console [6] Trim Lever Switch [7] Electronics [8] Retractable Rod Straps [9] Port Rod Boot [10] The Oxygenator® Livewell System [11] Minn Kota® Trolling Motors [12] Trailer Parking Brake [13] Raptor II 14" or 15" Wheels [14] Challenger 17" Wheels [15] Trolling Motor Choices [16] Deluxe Boat Cover [17] Ranger Cup® Equipped Package [18] Available Z-Pack [19] Tournament Elite Equipment Package [20] Custom Gauge Packages [21] Livewell Pump-Out [22] Retractable Trailer Tie-Downs [23] Seating Options [24] Seating Options [25] Foot Throttle [26] Keel Protector [27] On-Board Battery Charger [28] Fold-Down Center Seat [29] Marine Stereo System [30] Remote Drain Plug [31] Power-Pole® Shallow Water Anchors [32] Interior LED Light Systems [33] Hydraulic Jackplate

TRUST COMES STANDARD

For 20 years, Power-Pole Shallow Water Anchors has been one of the most trusted names in the marine industry. That's why every new Ranger Cup Series boat comes factory-equipped with dual 8-foot Blade anchors. Trust is standard equipment.

POWER-POLE
SHALLOW WATER ANCHORS

SWIFT. SILENT. SECURE.

MONSTER
CONTROL SYSTEM

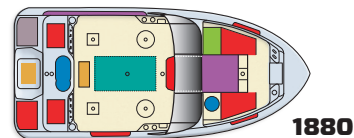
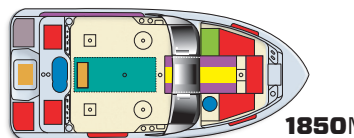
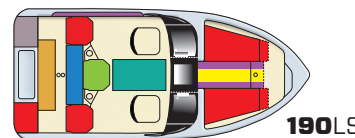
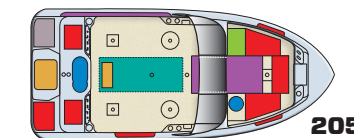
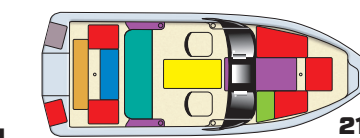
www.power-pole.com

FISH-N-PLAY

PAGE NUMBER	212LS	190LS	2050MS	1850MS
CAPACITIES/SPECIFICATIONS	212	190	2050	1850
Overall Length	21' 4"	18' 10"	20' 9"	18' 10"
Beam	96"	101"	101"	101"
Maximum Horsepower	250	175	250	175
Engine Shaft Length	25"	25"	25"	25"
Inside Depth	25"	26 1/2"	26"	27"
Center Rod Box Length	8'	7'	7' 6"	7'
Port Rod Box Length	-	-	9'	8'
Total Persons, Motor, Gear (lbs.)	1850	1700	1800	1900
Approximate Boat Weight (lbs.)	2215	1900	2375	2265
Fuel Capacity (gal.)	39	34	42	34
Livewell Capacity (gal.)	27	17	24, 9	27, 9
TRAILER FEATURES	212	190	2050	1850
Trailer GVWR (lbs.)	SF5400	SF4500	SF5400	SF4500
Approximate Length On Trailer w/ Motor Down	26' 7"	24'	25' 5"	24' 4"
Width On Trailer	102"	102"	102"	102"
Approx. Length On Trailer w/ Motor Down & Swing-Away Tongue Open	24' 7"	22'	23' 5"	22' 4"
Matching Fiberglass Fenders w/ Step Pads	•	•	•	•
Hydraulic Surge Disc Brakes	•	•	•	•
Ranger Trail® COOL Hub® Lubrication System	•	•	•	•
Aluminum Wheels w/ Matching Spare Tire & Wheel	•	•	•	•
Swing-Away Tongue & Center Swing Jack	•	•	•	•
NMMA®/NATM Certified	•	•	•	•
Ranger® Boats Road Armor Equipped® Trailer Protectant	•	•	•	•
Torsion Axles	•	•	•	•
LED Lighting	•	•	•	•
POWER/PERFORMANCE	212	190	2050	1850
Minn Kota® Trolling Motor	24V	24V	24V	24V
Cranking Battery w/ Holder	•	•	•	•
Power Trim	•	•	•	•
Stainless Steel Prop	•	•	•	•
Flush Remote Throttle Control	•	•	•	•
Pultruded Transom	•	•	•	•
Fiberglass Stringers	•	•	•	•
High Performance Steering Wheel	•	•	•	•
Recirculating Aerated Livewell w/ Filter Screens & Automatic Timer	•	•	★	★
Integrated Engine Setback	•	•	•	•
Teleflex Sea Star Pro® Hydraulic Steering	•	•	•	•


SCHEMATIC COLOR KEY:

- Rod Storage
- Bat./Oil/Acc.
- Fuel
- Ladder
- Storage
- Livewell
- Cooler
- Ski Storage



SPECIFICATIONS AND

PAGE NUMBER	212LS	190LS	2050MS	1850MS
ELECTRONICS	212	190	2050	1850
Lowrance® Hook2 - 5 @ Console	•	•	•	•
On-Board Dual-Pro® Charger	3-Bank	3-Bank	3-Bank	3-Bank
Console w/ Switches, Tach, Speed, Trim, Water Pressure & Fuel Gauge	•	•	•	•
Wiring Harness w/ Master Breaker	•	•	•	•
Electrical System Disconnect	•	•	•	•
Heavy Duty 6-Gauge Trolling Motor Wiring w/ 60-Amp Breaker	•	•	•	•
Master Power Switch	•	•	•	•
Navigation Lights	•	•	•	•
12V DC Power Receptacle (w/ Dual USB Ports)	•	•	▼	▼
Courtesy Light(s) @ Console(s)	•	•	•	•
Premium Marine Stereo System w/ Speakers	•	•	•	•
SAFETY/COMFORT	212	190	2050	1850
NMMA® Certified	•	•	•	•
Upright, Level Flotation	•	•	•	•
Fire Extinguisher & Horn	•	•	•	•
Passenger Side Glove Box	•	•	•	•
Stainless Steel Bow / Stern Eyes	•	•	•	•
Boarding Ladder	•	•	•	•
Stainless Steel Tie Cleats (4)	•	•	•	•
Passenger Assist Handles	•	•	•	•
Manual Bilge Pump	•	•	•	•
Custom-Fitted Premium Marine Upholstery	✘	✘	✘	✘
Walk-Thru Windshield	•	•	•	•
Padded Front Deck Bolsters	•	•	•	•
CUSTOM DETAILS	212	190	2050	1850
Insulated Cooler w/ Gelcoat Liner & Drain	•	•	•	•
Rod Storage In Port Gunnel	★	•	•	•
Rod Storage w/ Organizer	•	•	•	•
Integrated Tackle Organizer	•	•	•	•
Lockable Storage Compartments	•	•	•	•
Stainless Steel Seat Bases	•	•	•	•
Gas Spring Lid Assists	•	•	•	•
Carpet Trim	•	•	•	•
Molded-In Driver / Passenger Footrests	•	•	•	•
Custom-Fitted Convertible Top	•	•	•	•
Integrated Drink Holders	•	•	•	•
Ski Tow	•	•	•	•
Removable Cockpit Carpet	•	•	•	•



STANDARD FEATURES

PAGE NUMBER	622FS PRO	621FS PRO	620FS PRO	CUP 621FS	CUP 620FS	CUP 619FS	2080MS	1880MS
CAPACITIES/SPECIFICATIONS	622 PRO	621 PRO	620 PRO	621	620	619	2080	1880
Overall Length	22' 10"	21' 10"	20' 7"	21' 10"	20' 7"	19' 10"	20' 9"	18' 10"
Beam	102"	102"	102"	102"	101"	101"	101"	101"
Maximum Horsepower	400	400	300	★	250	225	250	200
Engine Shaft Length	25"	25"	25"	25"	25"	25"	25"	25"
Inside Depth	25"	25"	25"	25"	25"	25"	25"	27"
Rod Box Lengths	9' 8' 6"	8' 6"	8' 6"	8' 6"	8' 6"	8' 6"	8' 6"	7' 6"
Total Persons, Motor, Gear (lbs.)	2400	2300	2150	2100	2000	1825	1800	1900
Approximate Boat Weight (lbs.)	2850	2500 ▼	2400 ▼	2400	2340	2275	2400	2280
Fuel Capacity (gal.)	56	56	51	56	51	51	42	34
Livewell Capacity (gal.)	28, 7	28, 7	28, 7	28, 7	28, 7	28, 7	24, 9	27, 9
ELECTRONICS	622 PRO	621 PRO	620 PRO	621	620	619	2080	1880
Lowrance® Electronics C = Console B = Bow	B/C	B/C	B/C	B/C	B/C	B/C	C	C
• HDS-7 LIVE • Hook2-5 • HDS-12 LIVE @ Console, HDS-9 LIVE @ Bow	•	•	•	•	•	•	•	•
On-Board Dual-Pro® Charger	3-Bank	3-Bank	3-Bank	4-Bank	4-Bank	4-Bank	3-Bank	3-Bank
Keyless Digital Ignition	•	•	•	•	•	•	•	•
Custom Gauges*, Digital Switches & Digital Bow Switches	•	•	•	•	•	•	•	•
Custom Gauges*, Switches & Bow Panel w/ Switches	•	•	•	•	•	•	•	•
Console Panel w/ Ranger Intelligent Display Engine™	•	•	•	•	•	•	•	•
9" Touchscreen & Digital Bow Switches	•	•	•	•	•	•	•	•
Backup Analog Switching	•	•	•	•	•	•	•	•
Wiring Harness w/ Master Breaker	•	•	•	•	•	•	•	•
Electrical System Disconnect	★	★	★	★	★	★	•	•
Heavy Duty 6-Gauge Trolling Motor Wiring w/ 60-Amp Breaker	•	•	•	•	•	•	•	•
Navigation Lights	•	•	•	•	•	•	•	•
12V DC Power Receptacle & Dual USB Ports	•	•	•	•	•	•	•	•
LED Cockpit, Compartment & Livewell Light Package	•	•	•	•	•	•	•	•
CUSTOM DETAILS	622 PRO	621 PRO	620 PRO	621	620	619	2080	1880
Patented Power Ventilation Rod Storage™	•	•	•	•	•	•	•	•
Recessed Keel Protector	•	•	•	•	•	•	•	•
Deck-Mounted Rod Holders	•	•	•	•	•	•	•	•
Stainless Steel Grab Rails	•	•	•	•	•	•	•	•
Soft-Touch Skid-Resistant Cockpit Floor	•	•	•	•	•	•	•	•
Insulated Cooler w/ Gelcoat Liner & Drain	•	•	•	•	•	•	•	•
Runnin' Rod Rack w/ Handle Grips	•	•	•	•	•	•	•	•
Rod Storage w/ Organizer	•	•	•	•	•	•	•	•
Integrated Tackle Organizer	•	•	•	•	•	•	•	•
Lockable Storage Compartments	•	•	•	•	•	•	•	•
Gas Spring Lid Assists	•	•	•	•	•	•	•	•
Custom Colors, Graphics & Trim Package	•	•	•	•	•	•	•	•
Remote Drain Plug	•	•	•	•	•	•	•	•
Under-Console 5-Gal. Bucket Storage On Port Side	•	•	•	•	•	•	•	•
Concealed Bow Tool Drawer	•	•	•	•	•	•	•	•
Integrated Drink & Tool Holders	•	•	•	•	•	•	•	•
32" Ranger Tournament Measuring Board	•	•	•	•	•	•	•	•
LEGEND:	<ul style="list-style-type: none"> ▶ Maximum length listed. Some tubes might be shorter due to the space available. ✘ (2) Bucket seats with adjustable slides, (2) all-weather fold downs, aft bench seating 							

MULTI-SPECIES

PAGE NUMBER	622FS PRO	621FS PRO	620FS PRO	CUP 621FS	CUP 620FS	CUP 619FS	2080MS	1880MS
POWER/PERFORMANCE	622 PRO	621 PRO	620 PRO	621	620	619	2080	1880
Minn Kota® Trolling Motor	24V	24V	24V	36V	36V	36V	24V	24V
Cranking Battery w/ Holder	•	•	•	•	•	•	•	•
Power Trim	•	•	•	•	•	•	•	•
Stainless Steel Prop	•	•	•	•	•	•	•	•
Flush Remote Throttle Control	•	•	•	•	•	•	•	•
Pultruded Transom / Fiberglass Stringers	•	•	•	•	•	•	•	•
High Performance Steering Wheel	•	•	•	•	•	•	•	•
Recirculating Aerated Livewell	•	•	•	•	•	•	•	•
Venturi Air & Livewell Pump-Out System	•	•	•	•	•	•	•	•
Integrated Engine Setback	•	•	•	•	•	•	•	•
Teleflex Sea Star Pro® Hydraulic Steering	•	•	•	•	•	•	•	•
SAFETY/COMFORT	622 PRO	621 PRO	620 PRO	621	620	619	2080	1880
NMMA® Certified	•	•	•	•	•	•	•	•
Upright, Level Flotation	•	•	•	•	•	•	•	•
Fire Extinguisher & Horn	•	•	•	•	•	•	•	•
Passenger Glove Box (Dual Console Only)	•	•	•	•	•	•	•	•
Stainless Steel Tie Cleats & Bow / Stern Eyes	•	•	•	•	•	•	•	•
Windshields • Removable Plexi • Walk-Thru	•	•	•	•	•	•	•	•
Passenger Assist Handles	•	•	•	•	•	•	•	•
Bilge Pump A = (1) Automatic M = (1) Manual	A / M	A / M	A / M	A / M	A / M	A / M	M	M
Custom-Fitted Premium Marine Upholstery * Tall Backs	✘	✘	✘	✘	✘	✘	✘	✘
Boarding Ladder	•	•	•	•	•	•	•	•
TRAILER FEATURES	622 PRO	621 PRO	620 PRO	621	620	619	2080	1880
Trailer GVWR (lbs.)	FF6800	FF5800	FF5800	FF5800	FF5800	FF5800	SF5400	SF4500
Approx. Length On Trailer w/ Motor Down & Swing-Away Tongue Open	28' 3"	27' 3"	25' 3"	27' 3"	25' 3"	24' 7"	25' 5"	24' 4"
Width On Trailer	102"	102"	102"	102"	102"	102"	102"	102"
Matching Fiberglass Fenders w/ Step Pads	•	•	•	•	•	•	•	•
Hydraulic Surge Disc Brakes	•	•	•	•	•	•	•	•
Ranger Trail® COOL Hub® Lubrication System	•	•	•	•	•	•	•	•
Alum. Wheels w/ Matching Spare Tire & Wheel	•	•	•	•	•	•	•	•
Swing-Away Tongue & Center Swing Jack	•	•	•	•	•	•	•	•
NMMA®/NATM Certified	•	•	•	•	•	•	•	•
Retractable Trailer Tie-Downs	•	•	•	•	•	•	•	•
Ranger® Boats Road Armor Equipped®	•	•	•	•	•	•	•	•
Trailer Protectant	•	•	•	•	•	•	•	•
Torsion Axles	•	•	•	•	•	•	•	•
LED Lighting	•	•	•	•	•	•	•	•

- ✘ (4) All-weather fold downs: (2) w/ adjustable slide-swivel, (2) third row jump seats
- ✘ (2) Bucket seats with adjustable slides, (3) rear jump seats, (2) all-weather fold downs with (2) non-adjustable pedestals
- ★ Runnin' Rod Rack with strap
- * See dealer for specific gauge package relevant to engine brand
- ✘ Speed, trim, tach, water pressure, fuel, volt, temp
- ▶ Speed, tach, trim, fuel (water pressure w/ 150HP or larger)
- ★ Includes jumper switch
- ◆ (4) All-weather SRS fold downs: (2) w/ slide-swivel, (2) w/ power pedestals
- ✘ (4) All-weather fold downs: (2) w/ slide-swivel, (2) w/ pedestals
- ✘ (2) Driver/passenger tall-back SRS fold-downs w/ adjustable slides and soft-ride bell pedestals and (2) SRS fold-downs w/ power pedestals
- ★ 350 HP available w/ select motors
- ★ Includes aerated baitwell
- ◆ May vary with engine model

Ranger FISH-N-PLAY / MULTI-SPECIES ACCESSORIES

While Ranger's list of options far outnumber what can be shown here, we've included a sampling of available selections on these pages.

See your authorized Ranger® dealer for a complete list of factory-installed options.





1 TOURING PACKAGE

Available On 622FS PRO, 621FS PRO, 621cFS PRO, 620FS PRO And 620cFS PRO

- THE OXYGENATOR® LIVEWELL SYSTEM
- TRAILER PARKING BRAKE
- DELUXE BOAT COVER
- RAPTOR II WHEELS
- BATTERY GAUGE (W/ DUAL PRO® ONLY)

2 THE CHOICE IS YOURS

From technology to horsepower, Ranger® Boats are available with a wide variety of outboards.



MORE ACCESSORIES

- Foot Throttle
- Anchor Options
- Livewell Pump-Out
- Center Rod Box Tube Insert
- Tilt Steering
- Livewell Divider
- Raw Water Washdown
- The Oxygenator® Livewell System
- Transom Saver
- Trim Switch Lever
- Recessed Foot Pedal
- Compartment & Livewell Light Package
- AGM Batteries
- Deluxe Boat Cover
- Automatic Bilge Pump
- Custom Color Package
- Extra 12V Plug
- Engine Hood Cover

20 FAMILY FUN PACKAGE

- 2050MS • 1850MS
- SKI TOW
- STAND-UP TOP
- FRONT DECK CUSHIONS
- RAPTOR II WHEELS
- RETRACTABLE TRAILER TIE-DOWNS
- 190LS
- SKI TOW
- FRONT DECK CUSHIONS
- STAND-UP TOP
- KEEL PROTECTOR



Available On 621FS, 620FS And 619FS

- MERCURY® 300XL PRO XS FOUR STROKE OR 350XL VERADO ON 621FS
- MERCURY® 250XL PRO XS FOUR STROKE ON 620FS
- MERCURY® 225XL PRO XS FOUR STROKE ON 619FS
- LOWRANCE® HDS-12 LIVE@ CONSOLE
- LOWRANCE® HDS-9 LIVE@ BOW
- MINN KOTA® ULTERRA 112 US TROLLING MOTOR
- (3) TROLLING MOTOR BATTERIES
- 15X4 BATTERY CHARGER
- WALK-THRU WINDSHIELD
- BOW RAILS
- BATTERY GAUGE (W/ DUAL PRO® ONLY)
- TRAILER PARKING BRAKE
- CHALLENGER WHEEL UPGRADE

22 A-PACK EQUIPMENT PACKAGE


Available On 2080 Angler And 1880 Angler

- KEEL PROTECTOR
- RETRACTABLE TRAILER TIE-DOWNS
- RAPTOR II WHEELS
- BATTERY GAUGE (W/ DUAL PRO® ONLY)
- DELUXE BOAT COVER



27 Our custom-fitted folding canvas tops are available on many models with walk-thru windshields. See your authorized Ranger® dealer for complete details.

L - R: Stand-Up Top w/Side Curtains, Convertible Top, Bimini Top



- PICTURED: [1] Touring Package [2] Power of Choice™ [3] Keel Protector [4] On-Board Battery Chargers [5] Custom Gauge Packages [6] Accessory Track [7] Electronics [8] FS PRO Seating [9] FS Seating Options [10] Reata® Seating Options [11] Handrails [12] Removable Deck Pads [13] Trolling Motor Choices [14] Ski Tow [15] Walk-Thru Windshield [16] Remote Drain Plug [17] Interior LED Light System [18] Setback Plate [19] Marine Stereo System [20] Family Fun Package [21] Ranger Cup® Equipped Package [22] A-Pack Equipment Package [23] Kicker Engine & Bracket Mounts [24] Deck Extensions [25] VHF Radio [26] Snap-In Carpet [27] Custom-Fitted Canvas Tops [28] Raptor II 14" or 15" Wheel [29] Challenger 17" Wheels [30] Trailer Entry Steps [31] Lowrance® Electronics [32] Trailer Parking Brake [33] Trailer Step w/ Belly Spare Tire



Zach Axtman
NWT Lake Winnebago

Josh Gordon & Justin Champagne
NTC Championship

Terry Bolton
FLW Tour Sam Rayburn

David Dudley
FLW Tour Angler of the Year

a. Image courtesy of NWT
b. Image courtesy of NTC
c. Image courtesy of Kyle Wood / FLW
d. Image courtesy of Matt Pace / FLW
e. Image courtesy of Charles Waldorf / FLW
f. Image courtesy of Anglerschannel.com
g. Image courtesy of ACA

SIGN UP. WEIGH IN. CASH OUT.

Year in and year out, Ranger® owners continually dominate America's toughest tournament trails. It's a legacy of leadership driven by a passion to excel at every level and why we're so proud of each Ranger angler. You'll see the same commitment to extraordinary quality, performance, and innovation built into every Ranger.

Time and again, it's that dedication to delivering more that has made Ranger Cup® contingencies so popular. In fact, with more than \$19 million already awarded, Ranger Cup is consistently the most lucrative fishing contingency in the country.

So much so, that some high finishing Ranger Cup anglers have actually earned more than first place winners not signed up for the bonuses. You'll see Ranger Cup benefits included in more than 700 events and 60 organizations across the U.S and Canada. It's a huge opportunity for Ranger owners to significantly increase their winnings.

Check us out at Rangercup.com for even more details as well as how to easily sign up and view thousands of posted winners. Ranger Cup. From local and regional competitions to national tournament events, these unparalleled owner bonuses let you Sign Up, Weigh In, And Cash Out.




Brennon McCord
BFL All American




Wayne Vaughan
Costa FLW Series St. Lawrence River



John Hoyer
NWT Green Bay and NWT Championship Winner



Bryan Thrift
FLW Cup Champion and Costa FLW Series Lake Champlain



Cole Floyd & Carter McNeil
Boat US Collegiate Bass Fishing Championship



RANGERBOATS.COM: YOUR PATH TO THE ULTIMATE OWNERSHIP EXPERIENCE.

Rangerboats.com is your source for all things Ranger® Boats. There you can search our entire lineup, find your perfect rig, deck it out with the latest electronics, trolling motors, and accessories then visit the Custom Finish Shop to top it with a one-of-a-kind paint scheme. Our seamless build-and-price tool lets you manage every step of the process as you craft your dream machine. Once it's complete, you can send it over to your local dealer and get a conversation started.

While online, learn what makes a Ranger boat stand head and shoulders above the competition from our proven quality, time-tested running surfaces and legendary build processes. Also check out photo galleries of each boat in action and see videos, test results and reviews from satisfied anglers like yourself. Plus, we're constantly updating Rangerboats.com with the latest victories from our pro staff as they take on the toughest nationwide tournament trails.

Whether you're on your desktop, phone or tablet, Rangerboats.com is at your fingertips and ready to make your dream rig a reality.



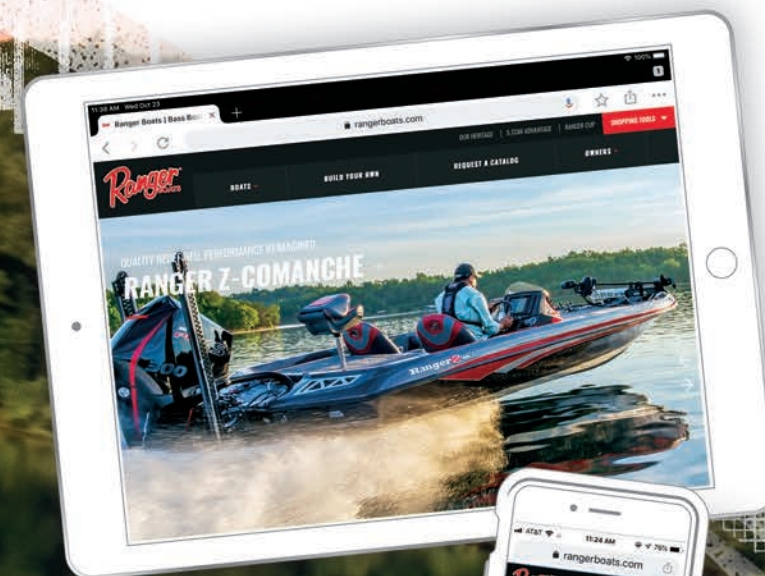
GET A VIP DISCOUNT CARD WITH THE PURCHASE OF A NEW RANGER®

AND GET

10% OFF

BASS PRO SHOPS® & CABELA'S® BRANDS

Buying a Ranger is easy and rewarding. And with the purchase of any new Ranger before December 31, 2020, you'll receive a VIP owner's discount card, valid for up to two years with a valid email address. This card gives you 10% off Bass Pro Shops and Cabela's branded merchandise, plus 10% off at Bass Pro Shops Signature Restaurants. See basspro.com/vip for full details.



Rangerboats.com is optimized for viewing on your mobile device. Search, **build and price** right from your phone or tablet.

For the name of your nearest Ranger® dealer call:

1-800-373-BOAT (2628)

Or Log On To Rangerboats.com

For Sportswear Information Call 1-800-848-3411

SIGNS OF A FRIEND

As we turn the page into our 52nd year, we're full-speed ahead with new designs, innovations and refinements that widen the gap between us and the competition. Your local Ranger® dealer knows all about our newest models, how to tailor your dream rig to your liking and make it a reality. Call, write or stop by your dealer today to see what all the buzz is about, and get a conversation started. Need help finding a dealer? Give us a call at 1-800-373-2628 or visit Rangerboats.com.



Boat Smart From The Start. Take A Boating Education Course And Get A Vessel Safety Check For Your Boat. For More Information, Contact The United States Coast Guard Auxiliary At, www.cgaux.org, Or The United States Power Squadrons At 888-FOR-USPS, www.usps.org

While Ranger® Boats makes every effort to ensure that the information herein is correct, unending product refining and subtle design changes may result in revisions to current models that may not be shown in this brochure. Some models are shown with optional equipment. We reserve the right to make changes in specifications, models, features, colors and pricing at any time. Please check with your authorized

Ranger® dealer for additional information, available options and specific limited warranty details. Representations made in this catalog do not constitute a warranty of any of the products shown. All limited warranties are outlined in the Owner's Manual that accompanies each boat. ® signifies registered trademarks and TM signifies trademarks of Ranger® Boats, a division of White River Marine Group, LLC and its affiliates or suppliers.



Ranger® Saltwater Series

Whether your playground is inshore or off, Ranger® Saltwater models deliver confidence, performance and safety. From bonefish to bluefin, put your trust in Ranger.



Ranger® Pontoon Series

Ranger® Reata® pontoons are built with obsessive attention to detail, meticulous craftsmanship and a world of luxurious comfort. Discover Quality Of Life... Carefully Crafted™.



Ranger® Aluminum Series

From our crossover Deep V's with immense capability to the unmatched all-around performance of our bass rigs to the rugged dependability of the MPV™ line, Ranger® aluminum boats are the First Name In Quality, The Last Word In Craftsmanship™.

